

Geometric Control of Mechanical Systems

UCSB Mechanical Engineering
 Winter 2006, ME 225 FB: Special Topic
 Course Focus: Geometric Control of Lagrangian Systems

Francesco Bullo

Mechanical Engineering

University of California at Santa Barbara

bullo@engineering.ucsb.edu, <http://motion.mee.ucsb.edu>

Andrew D. Lewis

Mathematics & Statistics

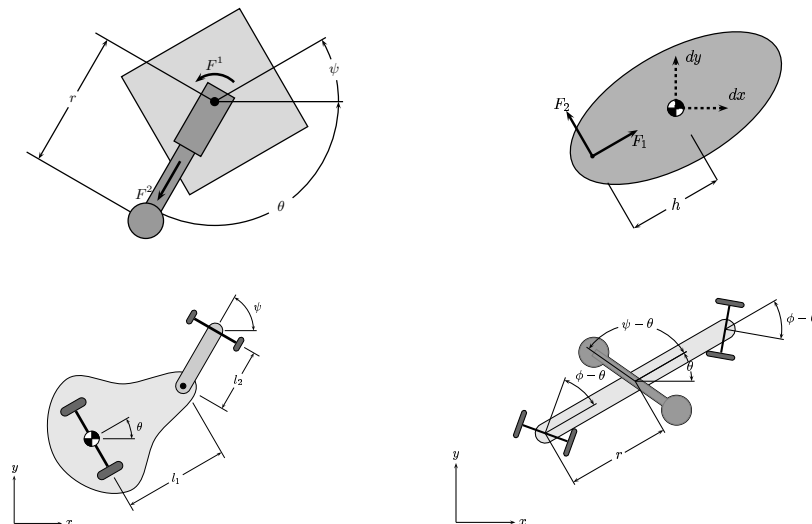
Queen's University Kingston

Thanks to: Jorge Cortés, Kevin Lynch, Sonia Martínez, Miloš Žefran

Thanks to: National Science Foundation

Introduction

Some sample systems



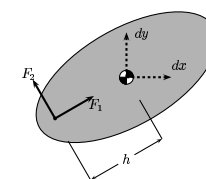
Sample problems (vaguely)

- Modeling: Is it possible to model the four systems in a unified way, that allows for the development of effective analysis and design techniques?
- Analysis: Some of the usual things in control theory: stability, **controllability**, **perturbation methods**.
- Design: Again, some of the usual things: **motion planning**, **stabilization**, **trajectory tracking**.

Sample problems (concretely)

Start from rest.

- Describe the set of reachable **states**.
 - Does it have a nonempty interior?
 - If so, is the original state contained in the interior?
- Describe the set of reachable **positions**.
- Provide an algorithm to steer from one position at rest to another position at rest.
- Provide a closed-loop algorithm for stabilizing a specified configuration at rest.
- Repeat with thrust direction fixed.



1 Broad motivations

1.1 Scientific Interests

- (i) success in linear control theory is unlikely to be repeated for nonlinear systems.
In particular, nonlinear system design. no hope for general theory
 ➡ mechanical systems as examples of control systems
- (ii) control relevance of tools from geometric mechanics
- (iii) geometric control past feedback linearization

1.2 Industrial Trends

- | | | |
|-----------------------------|---|-----------------------------------|
| autonomous vehicles | ➡ | new concepts in design |
| reconfigurable, reactive | ➡ | implementation on-line |
| sensing & computation cheap | ➡ | focus on actuators and algorithms |

1.3 Motion planning

Example systems

- (i) dextrous manipulation via minimalist robots
- (ii) real-time trajectory/path planning for autonomous vehicles
- (iii) locomotion systems (walking, swimming, diving, etc)

Application contexts

- (i) guidance and control of physical systems
- (ii) prototyping and verification
- (iii) graphical animation and movie generation
- (iv) analysis of animal and human locomotion and prosthesis design in biomechanics

The literature, historically

- **Godbillon [1969], Abraham and Marsden [1978], Arnol'd [1978]:** Geometrization of mechanics in the 1960's.
- **Nijmeijer and van der Schaft [1990], Jurdjevic [1997], Agrachev and Sachkov [2004]:** Geometrization of control theory in the 1970's, 80's, and 90's by Agrachev, Brockett, Hermes, Krener, Sussmann, and many others.
- **Brockett [1977]:** Lagrangian and Hamiltonian formalisms, controllability, passivity, some good examples.
- **Crouch [1981]:** Geometric structures in control systems.
- **van der Schaft [1981/82, 1982, 1983, 1985, 1986]:** A fully-developed Hamiltonian foray: modeling, controllability, stabilization.
- **Takegaki and Arimoto [1981]:** Potential-shaping for stabilization.
- **Bonnard [1984]:** Lie groups and controllability.

The literature, historically (cont'd)

- **Bloch and Crouch [1992]:** Affine connections in control theory, controllability.
- **Koiller [1992], Bloch et al. [1996], Bates and Śniatycki [1993], van der Schaft and Maschke [1994]:** Geometrization of systems with constraints.
- **Bloch et al. [1992]:** Controllability for systems with constraints.
- **Baillieul [1993]:** Vibrational stabilization.
- **Ortega et al. [1998], Arimoto [1996]:** Texts on stabilization using passivity methods.
- **Bloch et al. [2000, 2001], Ortega et al. [2002]:** Energy shaping.
- **Bloch [2003]:** Text on mechanics and control.

What we will try to do this today

- Present a unified methodology for modeling, analysis, and design for mechanical control systems.
- The methodology is differential geometric, generally speaking, and affine differential geometric, more specifically speaking. Follows:

Geometric Control of Mechanical Systems: Modeling, Analysis, and Design for Simple Mechanical Control Systems

Francesco Bullo and Andrew D. Lewis

Springer-Verlag, 2004, ISBN 0-387-22195-6,

<http://penelope.mast.queensu.ca/smcs>

- **Warning!** This lecture series will be much less precise than the book.
- We do not claim that the methodology presented is better than alternative approaches.

Outline

Today's topics:

Lecture #1: Geometric Modeling

Lecture #2: Controllability

Lewis and Murray [1997]

Lecture #3: Kinematic Reduction and Motion Planning

Bullo and Lynch [2001], Bullo and Lewis [2003]

Additional Lecture: Perturbation methods and oscillatory stabilization

Bullo [2002, 2001], Martínez et al. [2003]

Geometric modeling of mechanical systems

Differential geometry essential:

Advantages

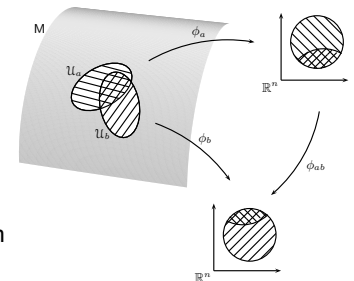
- Prevents artificial reliance on specific coordinate systems.
- Identifies key elements of system model.
- Suggests methods of analysis and design.

Disadvantages

- Need to know differential geometry.

Manifolds

- **Manifold** M , covered with **charts** $\{(\mathcal{U}_a, \phi_a)\}_{a \in A}$ satisfying **overlap condition**.
- Around any point $x \in M$ a chart (\mathcal{U}, ϕ) provides **coordinates** (x^1, \dots, x^n) .
- Continuity and differentiability are checked in coordinates as usual.



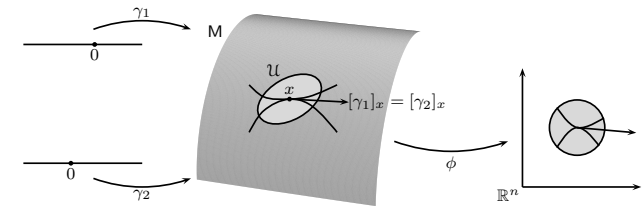
Manifolds (cont'd)

Manifolds we will use this week:

- (i) **Euclidean space:** \mathbb{R}^n .
- (ii) **n -dimensional sphere:** $\mathbb{S}^n = \{x \in \mathbb{R}^{n+1} \mid \|x\|_{\mathbb{R}^{n+1}} = 1\}$.
- (iii) **$m \times n$ matrices:** $\mathbb{R}^{m \times n}$.
- (iv) **General linear group:** $GL(n; \mathbb{R}) = \{A \in \mathbb{R}^{n \times n} \mid \det A \neq 0\}$.
- (v) **Special orthogonal group:**
 $SO(n) = \{R \in GL(n; \mathbb{R}) \mid RR^T = I_n, \det R = 1\}$.
- (vi) **Special Euclidean group:** $SE(n) = SO(n) \times \mathbb{R}^n$.

The manifolds \mathbb{S}^n , $GL(n; \mathbb{R})$, and $SO(n)$ are examples of **submanifolds**, meaning (roughly) that they are manifolds contained in another manifold, and acquiring their manifold structure from the larger manifold (think surface).

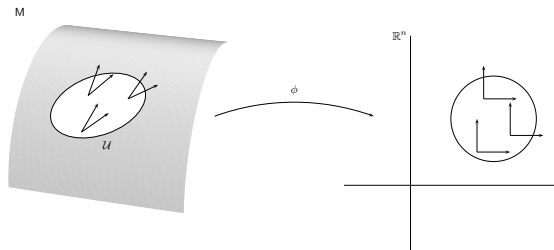
Tangent bundles



- Formalize the idea of “velocity.”
- Given a curve $t \mapsto \gamma(t)$ represented in coordinates by $t \mapsto (x^1(t), \dots, x^n(t))$, its “velocity” is $t \mapsto (\dot{x}^1(t), \dots, \dot{x}^n(t))$.
- **Tangent vectors** are equivalence classes of curves.
- The **tangent space** at $x \in M$: $T_x M = \{\text{tangent vector at } x\}$.
- The **tangent bundle** of M : $TM = \cup_{x \in M} T_x M$.
- The tangent bundle is a manifold with natural coordinates denoted by $((x^1, \dots, x^n), (v^1, \dots, v^n))$.

Vector fields

- Assign to each point $x \in M$ an element of $T_x M$.



- Coordinates (x^1, \dots, x^n) \rightarrow vector fields $\{\frac{\partial}{\partial x^1}, \dots, \frac{\partial}{\partial x^n}\}$ on chart domain.
- \rightarrow Any vector field X is given in coordinates by $X = X^i \frac{\partial}{\partial x^i}$ (note use of **summation convention**).

Flows

- Vector field X and chart (\mathcal{U}, ϕ) \rightarrow o.d.e.:

$$\begin{aligned} \dot{x}^1(t) &= X^1(x^1(t), \dots, x^n(t)) \\ &\vdots \\ \dot{x}^n(t) &= X^n(x^1(t), \dots, x^n(t)). \end{aligned}$$

- Solution of o.d.e. \leftrightarrow curve $t \mapsto \gamma(t)$ satisfying $\gamma'(t) = X(\gamma(t))$.
- Such curves are **integral curves** of X .
- **Flow** of X : $(t, x) \mapsto \Phi_t^X(x)$ where $t \mapsto \Phi_t^X(x)$ is the integral curve of X through x .

Lie bracket

- Flows do not generally commute.
- i.e., given X and Y , it is not generally true that $\Phi_t^X \circ \Phi_s^Y = \Phi_s^Y \circ \Phi_t^X$.
- The **Lie bracket** of X and Y :

$$[X, Y](x) = \left. \frac{d}{dt} \right|_{t=0} \Phi_{\sqrt{t}}^{-Y} \circ \Phi_{\sqrt{t}}^{-X} \circ \Phi_{\sqrt{t}}^Y \circ \Phi_{\sqrt{t}}^X(x).$$

Measures the manner in which flows do not commute.

- **Mechanical exhibition of the Lie bracket**

Vector fields as differential operators

- Vector field X and function $f: M \rightarrow \mathbb{R}$ **→ Lie derivative** of f with respect to X :

$$\mathcal{L}_X f(x) = \left. \frac{d}{dt} \right|_{t=0} f(\Phi_t^X(x)).$$

- In coordinates: $\mathcal{L}_X f = X^i \frac{\partial f}{\partial x^i}$ (directional derivative).
- One can show that $\mathcal{L}_X \mathcal{L}_Y f - \mathcal{L}_Y \mathcal{L}_X f = \mathcal{L}_{[X, Y]} f$

$$\rightarrow [X, Y] = \left(\frac{\partial Y^i}{\partial x^j} X^j - \frac{\partial X^i}{\partial x^j} Y^j \right) \frac{\partial}{\partial x^i}.$$

Configuration manifold

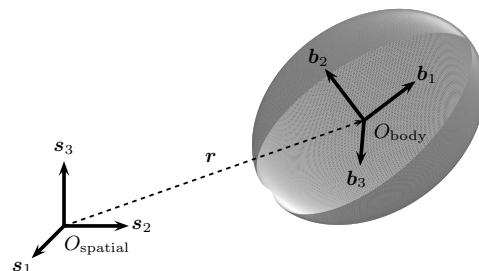
- Single rigid body:

positions of body $\iff (O_{\text{body}} - O_{\text{spatial}}) \in \mathbb{R}^3$
 $\iff \begin{bmatrix} \mathbf{b}_1 & | & \mathbf{b}_2 & | & \mathbf{b}_3 \end{bmatrix} \in \text{SO}(3).$

- $Q = \text{SO}(3) \times \mathbb{R}^3$ for a single rigid body.
- For k rigid bodies,

$$Q_{\text{free}} = \underbrace{(\text{SO}(3) \times \mathbb{R}^3) \times \dots \times (\text{SO}(3) \times \mathbb{R}^3)}_{k \text{ copies}}$$

This is a **free mechanical system**.



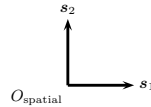
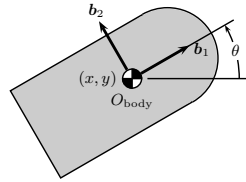
Configuration manifold (cont'd)

- Most systems are not free, but consist of bodies that are interconnected.
- **Definition 1.** An **interconnected mechanical system** is a collection $\mathcal{B}_1, \dots, \mathcal{B}_k$ of rigid bodies restricted to move on a submanifold Q of Q_{free} . The manifold Q is the **configuration manifold**.
- Coordinates for Q are denoted by (q^1, \dots, q^n) . Often called “generalized coordinates.”
- For $j \in \{1, \dots, k\}$, $\Pi_j: Q \rightarrow \text{SO}(3) \times \mathbb{R}^3$ gives configuration of j th body. This is the **forward kinematic map**.

Configuration manifold (cont'd)

Example 2. Planar rigid body:

- $Q = SO(2) \times \mathbb{R}^2 \simeq \mathbb{S}^1 \times \mathbb{R}^2.$



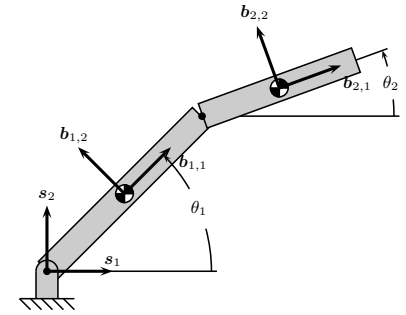
- Coordinates $(\theta, x, y).$

- $$\Pi_1(\theta, x, y) = \left(\underbrace{\begin{bmatrix} \cos \theta & -\sin \theta & 0 \\ \sin \theta & \cos \theta & 0 \\ 0 & 0 & 1 \end{bmatrix}}_{=R_1 \in SO(3)}, \underbrace{(x, y, 0)}_{=r_1 \in \mathbb{R}^3} \right).$$

Configuration manifold (cont'd)

Example 3. Two-link manipulator:

- $Q = SO(2) \times SO(2) \simeq \mathbb{S}^1 \times \mathbb{S}^1.$



- Coordinates $(\theta_1, \theta_2).$

- $\Pi_1(\theta_1, \theta_2) = (R_1, r_1)$ and $\Pi_2(\theta_1, \theta_2) = (R_2, r_2),$ where

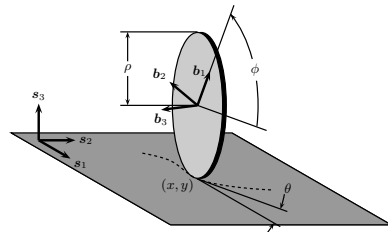
$$R_1 = \begin{bmatrix} \cos \theta_1 & -\sin \theta_1 & 0 \\ \sin \theta_1 & \cos \theta_1 & 0 \\ 0 & 0 & 1 \end{bmatrix}, \quad R_2 = \begin{bmatrix} \cos \theta_2 & -\sin \theta_2 & 0 \\ \sin \theta_2 & \cos \theta_2 & 0 \\ 0 & 0 & 1 \end{bmatrix},$$

$$r_1 = r_1 R_1 s_1, \quad r_2 = l_1 R_1 s_1 + r_2 R_2 s_1.$$

Configuration manifold (cont'd)

Example 4. Rolling disk:

- $Q = \mathbb{R}^2 \times \mathbb{S}^1 \times \mathbb{S}^1.$



- Coordinates $(x, y, \theta, \phi).$

- $$\Pi_1(x, y, \theta, \phi) = \left(\underbrace{\begin{bmatrix} \cos \phi \cos \theta & \sin \phi \cos \theta & \sin \theta \\ \cos \phi \sin \theta & \sin \phi \sin \theta & -\cos \theta \\ -\sin \phi & \cos \phi & 0 \end{bmatrix}}_{=R_1 \in SO(3)}, \underbrace{(x, y, \rho)}_{=r_1 \in \mathbb{R}^3} \right).$$

Velocity

- Rigid body \mathcal{B} undergoing motion $t \mapsto (R(t), r(t)):$

- (i) **Translational velocity:** $t \mapsto \dot{r}(t);$
- (ii) **Spatial angular velocity:** $t \mapsto \hat{\omega}(t) \triangleq \dot{R}(t)R^{-1}(t);$
- (iii) **Body angular velocity:** $t \mapsto \hat{\Omega}(t) \triangleq R^{-1}(t)\dot{R}(t).$

- Both $\hat{\omega}(t)$ and $\hat{\Omega}(t)$ lie in $\mathfrak{so}(3)$ \rightarrow define $\omega(t), \Omega(t) \in \mathbb{R}^3$ by the rule

$$\begin{bmatrix} 0 & -a^3 & a^2 \\ a^3 & 0 & -a^1 \\ -a^2 & a^1 & 0 \end{bmatrix} \iff (a^1, a^2, a^3).$$

Inertia tensor

- Rigid body \mathcal{B} with mass distribution μ .
- **Mass:** $\mu(\mathcal{B}) = \int_{\mathcal{B}} d\mu$.
- **Centre of mass:** $\mathbf{x}_c = \int_{\mathcal{B}} \mathbf{x} d\mu$.
- **Inertia tensor** about \mathbf{x}_c : $\mathbb{I}_c: \mathbb{R}^3 \rightarrow \mathbb{R}^3$ defined by

$$\mathbb{I}_c(\mathbf{v}) = \int_{\mathcal{B}} (\mathbf{x} - \mathbf{x}_c) \times (\mathbf{v} \times (\mathbf{x} - \mathbf{x}_c)) d\mu.$$

Kinetic energy

- Rigid body \mathcal{B} undergoing motion $t \mapsto (\mathbf{R}(t), \mathbf{r}(t))$.
- Assume O_{body} is at the center of mass ($\mathbf{x}_c = \mathbf{0}$).
- **Kinetic energy:**

$$\text{KE}(t) = \frac{1}{2} \int_{\mathcal{B}} \|\dot{\mathbf{r}}(t) + \dot{\mathbf{R}}(t)\mathbf{x}\|_{\mathbb{R}^3}^2 d\mu$$

Proposition 5. $\text{KE}(t) = \text{KE}_{\text{trans}}(t) + \text{KE}_{\text{rot}}(t)$ where

$$\text{KE}_{\text{trans}}(t) = \frac{1}{2} \mu(\mathcal{B}) \|\dot{\mathbf{r}}(t)\|_{\mathbb{R}^3}^2, \quad \text{KE}_{\text{rot}} = \frac{1}{2} \langle \mathbb{I}_c(\boldsymbol{\Omega}(t)), \boldsymbol{\Omega}(t) \rangle_{\mathbb{R}^3}.$$

Kinetic energy (cont'd)

- Interconnected mechanical system with configuration manifold \mathcal{Q} .
- $v_q \in \text{TQ}$.
- $t \mapsto \gamma(t) \in \mathcal{Q}$ a motion for which $\gamma'(0) = v_q$.
- j th body undergoes motion $t \mapsto \Pi_j \circ \gamma(t) = (\mathbf{R}_j(t), \mathbf{r}_j(t))$.
- Define $\hat{\boldsymbol{\Omega}}_j(t) = \mathbf{R}_j^{-1}(t) \dot{\mathbf{R}}_j(t)$.
- Define $\text{KE}_j(v_q) = \frac{1}{2} \mu_j(\mathcal{B}_j) \|\dot{\mathbf{r}}_j(t)\|_{\mathbb{R}^3}^2 + \frac{1}{2} \langle \mathbb{I}_{j,c}(\boldsymbol{\Omega}_j(t)), \boldsymbol{\Omega}_j(t) \rangle_{\mathbb{R}^3} \Big|_{t=0}$.
- This defines a function $\text{KE}_j: \text{TQ} \rightarrow \mathbb{R}$ which gives the kinetic energy of the j th body.
- The **kinetic energy** is the function $\text{KE}(v_q) = \sum_{j=1}^k \text{KE}_j(v_q)$.

Symmetric bilinear maps

- Need a little algebra to describe KE.
- Let V be a \mathbb{R} -vector space. $\Sigma_2(V)$ is the set of maps $B: V \times V \rightarrow \mathbb{R}$ such that
 - B is bilinear and
 - $B(v_1, v_2) = B(v_2, v_1)$.
- Basis $\{e_1, \dots, e_n\}$ for V : $B_{ij} = B(e_i, e_j)$, $i, j \in \{1, \dots, n\}$, are **components** of B .
- $[B]$ is the **matrix representative** of B .
- An **inner product** on V is an element \mathbb{G} of $\Sigma_2(V)$ with the property that $\mathbb{G}(v, v) \geq 0$ and $\mathbb{G}(v, v) = 0$ if and only if $v = 0$.

Example 6. $V = \mathbb{R}^n$, $\mathbb{G}_{\mathbb{R}^n}$ the standard inner product, $\{e_1, \dots, e_n\}$ the standard basis: $(\mathbb{G}_{\mathbb{R}^n})_{ij} = \delta_{ij}$.

Kinetic energy metric

Proposition 7. *There exists an assignment $q \mapsto \mathbb{G}(q)$ of an inner product on $T_q\mathbb{Q}$ with the property that $\text{KE}(v_q) = \frac{1}{2}\mathbb{G}(q)(v_q, v_q)$.*

- \mathbb{G} is the **kinetic energy metric** and is an example of a **Riemannian metric**.
- \mathbb{G} is a crucial element in any geometric model of a mechanical system.

Kinetic energy metric (cont'd)

Example 8. Planar rigid body:

$$\mathbb{I}_{1,c} = \begin{bmatrix} * & * & 0 \\ * & * & 0 \\ 0 & 0 & J \end{bmatrix}, \quad \boldsymbol{\Omega}_1(t) = (\mathbf{R}_1^{-1}(t)\dot{\mathbf{R}}_1)^\vee = (0, 0, \dot{\theta}),$$

$$\rightarrow \text{KE} = \frac{1}{2}m(\dot{x}^2 + \dot{y}^2) + \frac{1}{2}J\dot{\theta}^2,$$

$$\rightarrow [\mathbb{G}] = \begin{bmatrix} J & 0 & 0 \\ 0 & m & 0 \\ 0 & 0 & m \end{bmatrix}.$$

Kinetic energy metric (cont'd)

Example 9. Two-link manipulator:

$$\mathbb{I}_{1,c} = \begin{bmatrix} * & * & 0 \\ * & * & 0 \\ 0 & 0 & J_1 \end{bmatrix}, \quad \mathbb{I}_{2,c} = \begin{bmatrix} * & * & 0 \\ * & * & 0 \\ 0 & 0 & J_2 \end{bmatrix},$$

$$\boldsymbol{\Omega}_1(t) = (\mathbf{R}_1^{-1}(t)\dot{\mathbf{R}}_1)^\vee = (0, 0, \dot{\theta}_1),$$

$$\boldsymbol{\Omega}_2(t) = (\mathbf{R}_2^{-1}(t)\dot{\mathbf{R}}_2)^\vee = (0, 0, \dot{\theta}_2),$$

$$\rightarrow \text{KE} = \frac{1}{8}(m_1 + 4m_2)\ell_1^2\dot{\theta}_1^2 + \frac{1}{8}m_2\ell_2^2\dot{\theta}_2^2 + \frac{1}{2}m_2\ell_1\ell_2 \cos(\theta_1 - \theta_2)\dot{\theta}_1\dot{\theta}_2 + \frac{1}{2}J_1\dot{\theta}_1^2 + \frac{1}{2}J_2\dot{\theta}_2^2,$$

$$\rightarrow [\mathbb{G}] = \begin{bmatrix} J_1 + \frac{1}{4}(m_1 + 4m_2)\ell_1^2 & \frac{1}{2}m_2\ell_1\ell_2 \cos(\theta_1 - \theta_2) \\ \frac{1}{2}m_2\ell_1\ell_2 \cos(\theta_1 - \theta_2) & J_2 + \frac{1}{4}m_2\ell_2^2 \end{bmatrix}.$$

Kinetic energy metric (cont'd)

Example 10. Rolling disk:

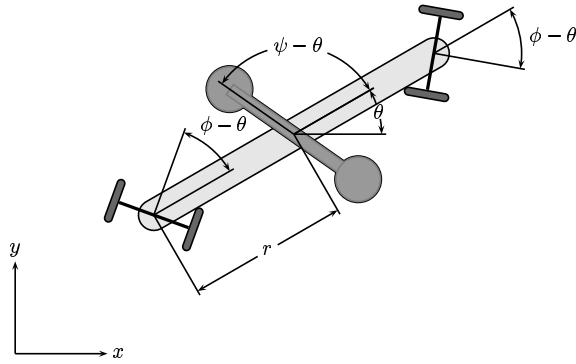
$$\mathbb{I}_{1,c} = \begin{bmatrix} J_{\text{spin}} & 0 & 0 \\ 0 & J_{\text{spin}} & 0 \\ 0 & 0 & J_{\text{roll}} \end{bmatrix}, \quad \boldsymbol{\Omega}_1(t) = (\mathbf{R}_1^{-1}(t)\dot{\mathbf{R}}_1)^\vee = (-\dot{\theta} \sin \phi, \dot{\theta} \cos \phi, -\dot{\phi}),$$

$$\rightarrow \text{KE} = \frac{1}{2}m(\dot{x}^2 + \dot{y}^2) + \frac{1}{2}J_{\text{spin}}\dot{\theta}^2 + \frac{1}{2}J_{\text{roll}}\dot{\phi}^2,$$

$$\rightarrow [\mathbb{G}] = \begin{bmatrix} m & 0 & 0 & 0 \\ 0 & m & 0 & 0 \\ 0 & 0 & J_{\text{spin}} & 0 \\ 0 & 0 & 0 & J_{\text{roll}} \end{bmatrix}.$$

Kinetic energy metric (cont'd)

- This whole procedure can be automated in a symbolic manipulation language.
- Snakeboard** example:



- Here $Q = \mathbb{R}^2 \times \mathbb{S}^1 \times \mathbb{S}^1 \times \mathbb{S}^1$ with coordinates $(x, y, \theta, \psi, \phi)$.

Euler-Lagrange equations

- Free mechanical system with configuration manifold Q and kinetic energy metric \mathbb{G} .

• **Question:** What are the governing equations?

• **Answer:** The Euler–Lagrange equations.

• Define the **Lagrangian** $L(v_q) = \frac{1}{2}\mathbb{G}(v_q, v_q)$.

• Choose local coordinates $((q^1, \dots, q^n), (v^1, \dots, v^n))$ for TQ.

• The **Euler–Lagrange equations** are

$$\frac{d}{dt} \left(\frac{\partial L}{\partial v^i} \right) - \frac{\partial L}{\partial q^i} = 0, \quad i \in \{1, \dots, n\}.$$

• The Euler–Lagrange equations are “first-order” necessary conditions for the solution of a certain variational problem.

Euler–Lagrange equations

- Let us expand the Euler–Lagrange equations for $L = \frac{1}{2}\mathbb{G}_{ij}(q)\dot{q}^i\dot{q}^j$:

$$\begin{aligned} \frac{d}{dt} \left(\frac{\partial L}{\partial v^i} \right) - \frac{\partial L}{\partial q^i} &= \mathbb{G}_{ij} \left(\ddot{q}^j + \mathbb{G}^{jk} \left(\frac{\partial \mathbb{G}_{kl}}{\partial q^m} - \frac{1}{2} \frac{\partial \mathbb{G}_{lm}}{\partial q^k} \right) \dot{q}^l \dot{q}^m \right) \\ &= \mathbb{G}_{ij} \left(\ddot{q}^j + \overset{\mathbb{G}}{\Gamma}_{lm}^j \dot{q}^l \dot{q}^m \right), \end{aligned}$$

where

$$\overset{\mathbb{G}}{\Gamma}_{jk}^i = \frac{1}{2} \mathbb{G}^{il} \left(\frac{\partial \mathbb{G}_{lj}}{\partial q^k} + \frac{\partial \mathbb{G}_{lk}}{\partial q^j} - \frac{\partial \mathbb{G}_{jk}}{\partial q^l} \right), \quad i, j, k \in \{1, \dots, n\}.$$

- **Question:** What are these functions $\overset{\mathbb{G}}{\Gamma}_{jk}^i$?

Affine connections

Definition 11. An **affine connection** on Q is an assignment to each pair of vector fields X and Y on Q of a vector field $\nabla_X Y$, where the assignment satisfies:

- (i) $(X, Y) \mapsto \nabla_X Y$ is \mathbb{R} -bilinear;
- (ii) $\nabla_{fX} Y = f \nabla_X Y$ for all vector fields X and Y , and all functions f ;
- (iii) $\nabla_X (fY) = f \nabla_X Y + (\mathcal{L}_X f)Y$ for all vector fields X and Y , and all functions f .

The vector field $\nabla_X Y$ is the **covariant derivative** of Y with respect to X .

Affine connections (cont'd)

- **Question:** What really “characterizes” ∇ ?
- **Coordinate answer:** Let (q^1, \dots, q^n) be coordinates. Define n^3 functions Γ_{jk}^i , $i, j, k \in \{1, \dots, n\}$, on the chart domain by

$$\nabla_{\frac{\partial}{\partial q^j}} \frac{\partial}{\partial q^k} = \Gamma_{jk}^i \frac{\partial}{\partial q^i}, \quad j, k \in \{1, \dots, n\}.$$

- Γ_{jk}^i , $i, j, k \in \{1, \dots, n\}$, are the **Christoffel symbols** for ∇ in the given coordinates.

Affine connections (cont'd)

- A connection is “completely determined” by its Christoffel symbols:

$$\nabla_X Y = \left(\frac{\partial Y^i}{\partial q^j} X^j + \Gamma_{jk}^i X^j Y^k \right) \frac{\partial}{\partial q^i}.$$

Theorem 12. Let \mathbb{G} be a Riemannian metric on a manifold Q . Then there exists a unique affine connection $\overset{\mathbb{G}}{\nabla}$, called the **Levi-Civita connection**, such that

(i) $\mathcal{L}_X(\mathbb{G}(Y, Z)) = \mathbb{G}(\overset{\mathbb{G}}{\nabla}_X Y, Z) + \mathbb{G}(Y, \overset{\mathbb{G}}{\nabla}_X Z)$ and

(ii) $\overset{\mathbb{G}}{\nabla}_X Y - \overset{\mathbb{G}}{\nabla}_Y X = [X, Y]$.

Furthermore, the Christoffel symbols of $\overset{\mathbb{G}}{\nabla}$ are $\overset{\mathbb{G}}{\Gamma}_{jk}^i$, $i, j, k \in \{1, \dots, n\}$.

Return to Euler–Lagrange equations

- Had shown that

$$\frac{d}{dt} \left(\frac{\partial L}{\partial v^i} \right) - \frac{\partial L}{\partial q^i} = 0 \iff \ddot{q}^i + \overset{\mathbb{G}}{\Gamma}_{jk}^i \dot{q}^j \dot{q}^k = 0.$$

- Interpretation of $\ddot{q}^i + \overset{\mathbb{G}}{\Gamma}_{jk}^i \dot{q}^j \dot{q}^k$.
 - (i) Covariant derivative of γ' with respect to itself: $\overset{\mathbb{G}}{\nabla}_{\gamma'(t)} \gamma'(t) = (\ddot{q}^i + \overset{\mathbb{G}}{\Gamma}_{jk}^i \dot{q}^j \dot{q}^k) \frac{\partial}{\partial q^i}$.
 - (ii) Curves $t \mapsto \gamma(t)$ satisfying $\overset{\mathbb{G}}{\nabla}_{\gamma'(t)} \gamma'(t) = 0$ are **geodesics** and can be thought of as being “acceleration free.”
 - (iii) Mechanically, $\underbrace{\overset{\mathbb{G}}{\nabla}_{\gamma'(t)} \gamma'(t)}_{\text{acc'n}} = \underbrace{0}_{\substack{\text{force} \\ \text{mass}}}$.
- “Bottom-line”: $\overset{\mathbb{G}}{\nabla}_{\gamma'(t)} \gamma'(t)$ can be computed, and gives access to significant mathematical tools.

Forces

- Some linear algebra: If V is a \mathbb{R} -vector space, V^* is the set of linear maps from V to \mathbb{R} . This is the **dual space** of V .
- Denote $\alpha(v) = \langle \alpha; v \rangle$ for $\alpha \in V^*$ and $v \in V$.
- If $\{e_1, \dots, e_n\}$ is a basis for V , the **dual basis** for V^* is denoted by $\{e^1, \dots, e^n\}$ and defined by $e^i(e_j) = \delta_j^i$.
- The dual space of $T_q Q$ is denoted by $T_q^* Q$, and called the **cotangent space**.
- The **dual basis** to $\{\frac{\partial}{\partial q^1}, \dots, \frac{\partial}{\partial q^n}\}$ is denoted by $\{dq^1, \dots, dq^n\}$.
- A **covector field** assigns to each point $q \in Q$ an element of $T_q^* Q$.
 - Example 13.** The **differential** of a function is $df(q) \in T_q^* Q$ defined by $\langle df(q); X(q) \rangle = \mathcal{L}_X f(q)$. In coordinates, $df = \frac{\partial f}{\partial q^i} dq^i$.

Forces (cont'd)

- Newtonian forces on a rigid body: force f applied to the center of mass and a pure torque τ .
- Need to add these to the Euler–Lagrange equations in the right way.
- Use the idea of infinitesimal work done by a (say) force f in the direction w : $\langle\langle f, w \rangle\rangle_{\mathbb{R}^3}$.
- For torques, the analogue is $\langle\langle \tau, \omega \rangle\rangle_{\mathbb{R}^3}$ where $\hat{\omega}$ is the spatial representation of the angular velocity.
- Interconnected mechanical system with configuration manifold Q , $q \in Q$, $w_q \in T_q Q$. \rightarrow Determine force as element of $T_q^* Q$ by its action on w_q .

Forces (cont'd)

- Fix body j with Newtonian force f_j and torque τ_j .
- Let $t \mapsto \gamma(t)$ satisfy $\gamma'(0) = w_q$, and let $t \mapsto (R_j(t), r_j(t)) = \Pi_j \circ \gamma(t)$.
- Let $\hat{\omega}_j(t) = \dot{R}_j(t) R_j^{-1}(t)$ be the spatial angular velocity.
- Define $F_{f_j, \tau_j} \in T_q^* Q$ by

$$\langle F_{f_j, \tau_j}; w_q \rangle = \langle\langle f_j, \dot{r}_j(0) \rangle\rangle_{\mathbb{R}^3} + \langle\langle \tau_j, \omega_j(0) \rangle\rangle_{\mathbb{R}^3}.$$

- Sum over all bodies to get **total external force** $F \in T_q^* Q$: $F = \sum_{j=1}^k F_{f_j, \tau_j}$.

Forces (cont'd)

- Note that the forces may depend on time (e.g., control forces) and velocity (e.g., dissipative forces).
 \rightarrow A **force** is a map $F: \mathbb{R} \times TQ \rightarrow T^*Q$ satisfying $F(t, v_q) \in T_q^* Q$.

- Thus can write $F = F_i(t, q, v) dq^i$.
- **Question:** How do forces appear in the Euler–Lagrange equations?
- **Answer:** Like this:

$$\frac{d}{dt} \left(\frac{\partial L}{\partial v^i} \right) - \frac{\partial L}{\partial q^i} = F_i.$$

Why? Because this agrees with Newton.

Forces (cont'd)

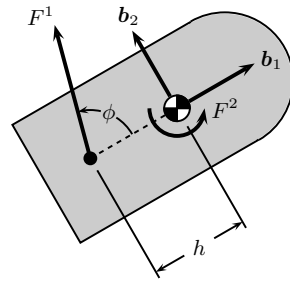
- Given a force $F: \mathbb{R} \times TQ \rightarrow T^*Q$, define a **vector force** $\mathbb{G}^\sharp(F): \mathbb{R} \times TQ \rightarrow TQ$ by

$$\mathbb{G}(\mathbb{G}^\sharp(F))(t, v_q, w_q) = \langle F(t, v_q); w_q \rangle.$$

- In coordinates, $\mathbb{G}^\sharp(F) = \mathbb{G}^{ij} F_j \frac{\partial}{\partial q^i}$.
- The Euler–Lagrange equations subject to force F are then equivalent to

$$\underbrace{\overset{\mathbb{G}}{\nabla}_{\gamma'(t)} \gamma'(t)}_{\text{acc'n}} = \underbrace{\mathbb{G}^\sharp(F)(t, \gamma'(t))}_{\substack{\text{force} \\ \text{mass}}}$$

Forces (cont'd)



Example 14. Planar rigid body:

$$f_{1,1} = F(\cos(\theta + \phi), \sin(\theta + \phi), 0),$$

$$\tau_{1,1} = F(0, 0, -h \sin \phi),$$

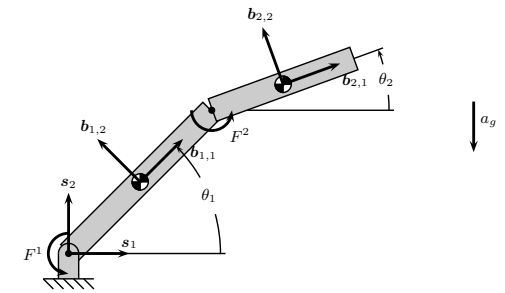
$$f_{2,1} = (0, 0, 0), \quad \tau_{2,1} = \tau(0, 0, 1),$$

$$\rightarrow F^1 = F(\cos(\theta + \phi)dx + \sin(\theta + \phi)dy - h \sin \phi d\theta),$$

$$F^2 = \tau d\theta.$$

Equations of motion easily computed.

Forces (cont'd)



Example 15. Two-link manipulator:

$$\tau_{1,1} = \tau_1(0, 0, 1), \quad \tau_{1,2} = (0, 0, 0),$$

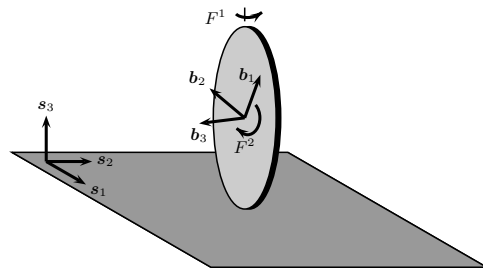
$$\tau_{2,1} = -\tau_2(0, 0, 1), \quad \tau_{2,2} = \tau_2(0, 0, 1),$$

$$\rightarrow F^1 = \tau_1 d\theta_1,$$

$$F^2 = \tau_2(d\theta_2 - d\theta_1).$$

Gravitational force and equations of motion easily computed.

Forces (cont'd)



Example 16. Rolling disk:

$$\tau_{1,1} = \tau_1(0, 0, 1),$$

$$\tau_{2,1} = \tau_2(-\sin \theta, \cos \theta, 0),$$

$$\rightarrow F^1 = \tau_1 d\theta, \quad F^2 = \tau_2 d\phi.$$

Equations of motion cannot be computed yet, because we have not dealt with... nonholonomic constraints.

Distributions and codistributions

- A **distribution** (smoothly) assigns to each point $q \in Q$ a subspace \mathcal{D}_q of $T_q Q$.
- A **codistribution** (smoothly) assigns to each point $q \in Q$ a subspace Λ_q of $T_q^* Q$.
- We shall always consider the case where the function $q \mapsto \dim(\mathcal{D}_q)$ (resp. $q \mapsto \dim(\Lambda_q)$) is constant, although there are important cases where this does not hold.
- Given a distribution \mathcal{D} , define a codistribution $\text{ann}(\mathcal{D})$ by $\text{ann}(\mathcal{D})_q = \{\alpha_q \mid \alpha_q(v_q) = 0 \text{ for all } v_q \in \mathcal{D}_q\}$.
- Given a codistribution Λ , define a distribution $\text{coann}(\Lambda)$ by $\text{coann}(\Lambda)_q = \{v_q \mid \alpha_q(v_q) = 0 \text{ for all } \alpha_q \in \Lambda_q\}$.

Nonholonomic constraints

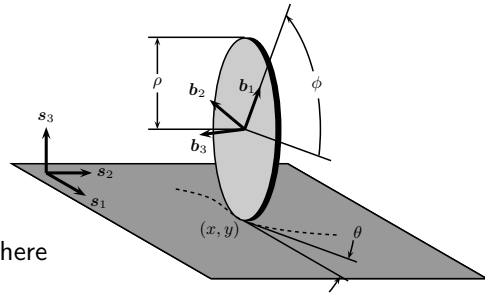
- An interconnected mechanical system with configuration manifold Q , kinetic energy metric \mathbb{G} and external force F .
- A **nonholonomic constraint** restricts the set of admissible velocities at each point q to lie in a subspace \mathcal{D}_q , i.e., it is defined by a distribution \mathcal{D} .

Example 17. At a configuration q with coordinates (x, y, θ, ϕ) , the admissible velocities satisfy

$$\begin{aligned} \dot{x} &= \rho \dot{\phi} \cos \theta \\ \dot{y} &= \rho \dot{\phi} \sin \theta. \end{aligned}$$

Thus \mathcal{D}_q has $\{X_1(q), X_2(q)\}$ as basis, where

$$X_1 = \rho \cos \theta \frac{\partial}{\partial x} + \rho \sin \theta \frac{\partial}{\partial y} + \frac{\partial}{\partial \phi}, \quad X_2 = \frac{\partial}{\partial \theta}.$$



Nonholonomic constraints (cont'd)

- **Question:** What are the equations of motion for a system with nonholonomic constraints?
- **Answer:** Determined by the **Lagrange–d'Alembert Principle**.
- We will skip a lot of physics and metaphysics, and go right to the affine connection formulation, originally due to Synge [1928].

Nonholonomic constraints (cont'd)

- Let \mathcal{D}^\perp be the \mathbb{G} -orthogonal complement to \mathcal{D} , let $P_{\mathcal{D}}$ be the \mathbb{G} -orthogonal projection onto \mathcal{D} , and let $P_{\mathcal{D}^\perp}$ be the \mathbb{G} -orthogonal projection onto \mathcal{D}^\perp .
- Define an affine connection $\overset{\mathcal{D}}{\nabla}$ by

$$\overset{\mathcal{D}}{\nabla}_X Y = \overset{\mathbb{G}}{\nabla}_X Y + (\overset{\mathbb{G}}{\nabla}_X P_{\mathcal{D}^\perp})(Y).$$

Theorem 18. The following are equivalent:

- (i) $t \mapsto \gamma(t)$ is a trajectory for the system subject to the external force F ;
- (ii) $\overset{\mathcal{D}}{\nabla}_{\gamma'(t)} \gamma'(t) = P_{\mathcal{D}}(\overset{\mathbb{G}}{\nabla}(F)(t, \gamma'(t)))$.

Affine connection control systems

- **Control force assumption:** Directions in which control forces are applied depend only on position, and not on time or velocity.
 - ➡ There exists covector fields F^1, \dots, F^m such that the control force takes the form $F_{\text{con}} = \sum_{a=1}^m u^a F^a$.
- Control forces appear in equations of motion after application of $\overset{\mathbb{G}}{\nabla}$ and (possibly) projection by $P_{\mathcal{D}}$.
 - ➡ Model effects of input forces by vector fields Y_1, \dots, Y_m .
 - ➡ Model uncontrolled external forces by vector force Y .
- Nothing to be gained by assuming that affine connection comes from physics.
 - ➡ Use arbitrary affine connection ∇ .
- ➡ Control equations:

$$\nabla_{\gamma'(t)} \gamma'(t) = \sum_{a=1}^m u^a(t) Y_a(\gamma(t)) + Y(t, \gamma'(t)),$$

Affine connection control systems (cont'd)

Definition 19. A forced affine connection control system is a 6-tuple $\Sigma = (Q, \nabla, \mathcal{D}, Y, \mathcal{U} = \{Y_1, \dots, Y_m\}, U)$ where

- (i) Q is a manifold,
- (ii) ∇ is an affine connection such that $\nabla_X Y$ takes values in \mathcal{D} if Y takes values in \mathcal{D} ,
- (iii) \mathcal{D} is a distribution,
- (iv) Y is a vector force taking values in \mathcal{D} ,
- (v) Y_1, \dots, Y_m are \mathcal{D} -valued vector fields, and
- (vi) and $U \subset \mathbb{R}^m$.

Take away "forced" if $Y = 0$.

Affine connection control systems (cont'd)

Definition 20. A control-affine system is a triple $\Sigma = (M, \mathcal{C} = \{f_0, f_1, \dots, f_m\}, U)$ where

- (i) M is a manifold,
- (ii) f_0, f_1, \dots, f_m are vector fields on M , and
- (iii) $U \subset \mathbb{R}^m$.

- Control equations:

$$\gamma'(t) = \underbrace{f_0(\gamma(t))}_{\text{drift vector field}} + \sum_{a=1}^m u^a(t) \underbrace{f_a(\gamma(t))}_{\text{control vector field}}.$$

Affine connection control systems (cont'd)

- Affine connection control systems are control-affine systems.
 - (i) The state manifold is $M = TQ$.
 - (ii) The drift vector field is denoted by S and called the **geodesic spray**.
Coordinate expression:

$$f_0 = S = v^i \frac{\partial}{\partial q^i} - \Gamma_{jk}^i v^j v^k \frac{\partial}{\partial v^i} \quad (\text{cf. } \ddot{q}^i + \Gamma_{jk}^i \dot{q}^j \dot{q}^k = 0).$$

- (iii) The control vector fields are the **vertical lifts** $\text{vlft}(Y_a)$ of the vector fields Y_a , $a \in \{1, \dots, m\}$. Coordinate expression:

$$f_a = \text{vlft}(Y_a) = Y_a^i \frac{\partial}{\partial v^i}.$$

- Can add external force to drift to accommodate forced affine connection control systems.

Representations of control equations

- **Global representation:**

$$\nabla_{\gamma'(t)} \gamma'(t) = \sum_{a=1}^m u^a(t) Y_a(\gamma(t)) + Y(t, \gamma'(t)).$$

- **Natural local representation:**

$$\ddot{q}^i + \Gamma_{jk}^i \dot{q}^j \dot{q}^k = \sum_{a=1}^m u^a Y_a^i + Y^i, \quad i \in \{1, \dots, m\}.$$

Representations of control equations (cont'd)

- **Global first-order representation:**

$$\Upsilon'(t) = S(\Upsilon(t)) + \text{vft}(Y)(\Upsilon(t)) + \sum_{a=1}^m u^a(t) \text{vft}(Y_a)(\Upsilon(t)).$$

- **Natural first-order local representation:**

$$\begin{aligned} \dot{q}^i &= v^i, & i \in \{1, \dots, n\}, \\ \dot{v}^i &= -\Gamma_{jk}^i v^j v^k - Y^i + \sum_{a=1}^m u^a Y_a^i, & i \in \{1, \dots, n\}. \end{aligned}$$

Representations of control equations (cont'd)

- Let $\mathcal{X} = \{X_1, \dots, X_n\}$ be vector fields defined on a chart domain \mathcal{U} with the property that, for each $q \in \mathcal{U}$, $\{X_1(q), \dots, X_n(q)\}$ is a basis for $T_q\mathbb{Q}$.
- For $q \in \mathcal{U}$ and $w_q \in T_q\mathbb{Q}$, write $w_q = v^i X_i(q)$; $\{v^1, \dots, v^n\}$ are **pseudo-velocities**.
- The **generalized Christoffel symbols** are


$$\nabla_{X_j} X_k = \tilde{\Gamma}_{jk}^i X_i, \quad j, k \in \{1, \dots, n\}.$$

- **Poincaré local representation:**

$$\begin{aligned} \dot{q}^i &= X_j^i v^j, & i \in \{1, \dots, n\}, \\ \dot{v}^i &= -\tilde{\Gamma}_{jk}^i v^j v^k - \tilde{Y}^i + \sum_{a=1}^m u^a \tilde{Y}_a^i, & i \in \{1, \dots, n\}, \end{aligned}$$

where $\tilde{\cdot}$ means components with respect to the basis \mathcal{X} .

Representations of control equations (cont'd)

- In the case when $\nabla = \overset{\mathbb{D}}{\nabla}$, this simplifies when we choose $\{X_1, \dots, X_n\}$ such that $\{X_1(q), \dots, X_k(q)\}$ forms a \mathbb{G} -orthogonal basis for \mathcal{D}_q . 

$$\tilde{\Gamma}_{\alpha\beta}^\delta(q) = \frac{1}{\|X_\delta(q)\|_{\mathbb{G}}^2} \mathbb{G}(\overset{\mathbb{G}}{\nabla}_{X_\alpha} X_\beta(q), X_\delta(q)), \quad \alpha, \beta, \delta \in \{1, \dots, k\}.$$

Significant advantages in symbolic computation.

- **orthogonal Poincaré representation:**

$$\begin{aligned} \dot{q}^i &= X_\alpha^i v^\alpha, & i \in \{1, \dots, n\}, \\ \dot{v}^\delta &= -\tilde{\Gamma}_{\alpha\beta}^\delta v^\alpha v^\beta + \frac{1}{\|X_\delta\|_{\mathbb{G}}^2} \left(\langle F; X_\delta \rangle + \sum_{a=1}^m u^a \langle F^a; X_\delta \rangle \right), & \delta \in \{1, \dots, k\}. \end{aligned}$$

Representations of control equations (cont'd)

- Seems unspeakably ugly, but is easily automated in symbolic manipulation language.
- **Snakeboard** example.

Controllability theory

- (i) Definitions of controllability and background for control-affine systems
- (ii) Accessibility theorem
- (iii) Controllability definitions and theorems for ACCS
- (iv) Good/bad conditions
- (v) Examples
- (vi) Snakeboard using Mma
- (vii) Series expansions

Reachable sets for control-affine systems

- A control-affine system $\Sigma = (M, \mathcal{C} = \{f_0, f_1, \dots, f_m\}, U)$
- A **controlled trajectory** of Σ is a pair (γ, u) , where $u: I \rightarrow U$ is locally integrable, and $\gamma: I \rightarrow M$ is the locally absolutely continuous

$$\gamma'(t) = f_0(\gamma(t)) + \sum_{a=1}^m u^a(t) f_a(\gamma(t))$$

- $\text{Ctraj}(\Sigma, T)$ is set of controlled trajectories (γ, u) for Σ defined on $[0, T]$
- Define the various sets of points that can be reached by trajectories of a control-affine system. For $x_0 \in M$, the **reachable set** for Σ from x_0 is

$$\mathcal{R}_\Sigma(x_0, T) = \{\gamma(T) \mid (\gamma, u) \in \text{Ctraj}(\Sigma, T), \gamma(0) = x_0\}$$

Controllability notions for control-affine systems

$\Sigma = (M, \mathcal{C} = \{f_0, f_1, \dots, f_m\}, U)$ is C^∞ -control-affine system, $x_0 \in M$

- Σ is **accessible** from x_0 if there exists $T > 0$ such that $\text{int}(\mathcal{R}_\Sigma(x_0, \leq t)) \neq \emptyset$ for $t \in]0, T]$
- Σ is **controllable** from x_0 if, for each $x \in M$, there exists a $T > 0$ and $(\gamma, u) \in \text{Ctraj}(\Sigma, T)$ such that $\gamma(0) = x_0$ and $\gamma(T) = x$
- Σ is **small-time locally controllable (STLC)** from x_0 if there exists $T > 0$ such that $x_0 \in \text{int}(\mathcal{R}_\Sigma(x_0, \leq t))$ for each $t \in]0, T]$

Involutive closure

- \mathcal{D} is a **smooth** distribution if it has smooth generators
- a distribution is **involutive** if it is closed under the operation of Lie bracket
- inductively define distributions $\text{Lie}^{(l)}(\mathcal{D})$, $l \in \{0, 1, 2, \dots\}$ by

$$\text{Lie}^{(0)}(\mathcal{D})_x = \mathcal{D}_x$$

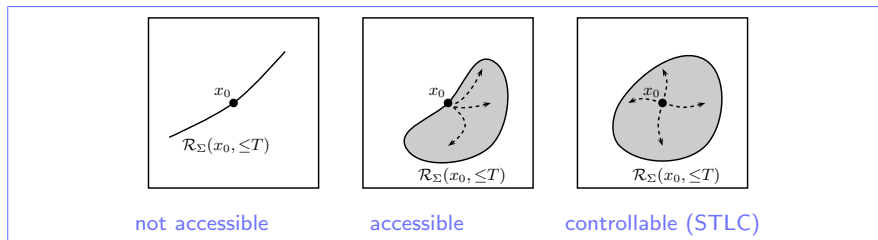
$$\text{Lie}^{(l)}(\mathcal{D})_x = \text{Lie}^{(l-1)}(\mathcal{D})_x + \text{span}\{[X, Y](x) \mid$$

X takes values in $\text{Lie}^{(l_1)}(\mathcal{D})$

Y takes values in $\text{Lie}^{(l_2)}(\mathcal{D}), \quad l_1 + l_2 = l - 1\}$

- the **involutive closure** $\text{Lie}^{(\infty)}(\mathcal{D})$ is the pointwise limit

Theorem 21. (Under smoothness and regularity assumptions) $\text{Lie}^{(\infty)}(\mathcal{D})$ contains \mathcal{D} and is contained in every involutive distribution containing \mathcal{D}



not accessible

accessible

controllable (STLC)

Accessibility results for control-affine systems

- $\Sigma = (M, \mathcal{L}, U)$ is an analytic control-affine system
- we say Σ satisfies the **Lie algebra rank condition (LARC)** at x_0 if

$$\text{Lie}^{(\infty)}(\mathcal{L})_{x_0} = T_{x_0}M \iff \text{rank Lie}^{(\infty)}(\mathcal{L})_{x_0} = n$$

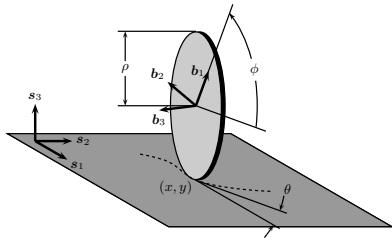
- a control set U is proper if $\mathbf{0} \in \text{int}(\text{conv}(U))$

Theorem 22. *If U is proper, then*

Σ is accessible from x_0 if and only if Σ satisfies LARC at x_0

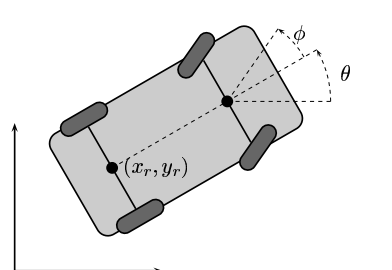
It is not known if there are useful necessary and sufficient conditions for STLC. Available results include a sufficient condition given as the “neutralization of bad bracket by good brackets of lower order”

Examples of accessible control-affine systems



$$\begin{bmatrix} \dot{x} \\ \dot{y} \\ \dot{\phi} \end{bmatrix} = \begin{bmatrix} \rho \cos \phi \\ \rho \sin \phi \\ 0 \end{bmatrix} u_1 + \begin{bmatrix} 0 \\ 0 \\ 1 \end{bmatrix} u_2$$

(unicycle dynamics, simplest wheeled robot dynamics)



$$\begin{bmatrix} \dot{x}_r \\ \dot{y}_r \\ \dot{\theta} \\ \dot{\phi} \end{bmatrix} = \begin{bmatrix} \cos \theta \\ \sin \theta \\ \frac{1}{\ell} \tan \phi \\ 0 \end{bmatrix} u_1 + \begin{bmatrix} 0 \\ 0 \\ 0 \\ 1 \end{bmatrix} u_2$$

Summary

- notions of accessibility and STLC
- tool: Lie bracket and involutive closure
- necessary and sufficient conditions for configuration accessibility

Trajectories and reachable sets of mechanical systems

- (time-independent) general simple mechanical control system $\Sigma = (Q, \mathbb{G}, V, F, \mathcal{D}, \mathcal{F} = \{F^1, \dots, F^m\}, U)$
- a **controlled trajectory** for Σ is pair (γ, u) , with $u: I \rightarrow U$ and $\gamma: I \rightarrow Q$, satisfying $\gamma'(t_0) \in \mathcal{D}_{\gamma(t_0)}$ for some $t_0 \in I$ and

$$\begin{aligned} \frac{D}{D\gamma'(t)}\gamma'(t) &= -P_{\mathcal{D}}(\text{grad}V(\gamma(t))) + P_{\mathcal{D}}(\mathbb{G}^{\sharp}(F(\gamma'(t)))) \\ &\quad + \sum_{a=1}^m u^a(t) P_{\mathcal{D}}(\mathbb{G}^{\sharp}(F^a(\gamma(t)))). \end{aligned}$$

- $\text{Ctraj}(\Sigma, T)$ is set of $[0, T]$ -**controlled trajectories** for Σ on Q
- **reachable sets** from states with **zero velocity**:

$$\mathcal{R}_{\Sigma, \text{TQ}}(q_0, T) = \{ \gamma'(T) \mid (\gamma, u) \in \text{Ctraj}(\Sigma, T), \gamma'(0) = 0_{q_0} \},$$

$$\mathcal{R}_{\Sigma, \text{Q}}(q_0, T) = \{ \gamma(T) \mid (\gamma, u) \in \text{Ctraj}(\Sigma, T), \gamma'(0) = 0_{q_0} \},$$

$$\mathcal{R}_{\Sigma, \text{TQ}}(q_0, \leq T) = \bigcup_{t \in [0, T]} \mathcal{R}_{\Sigma, \text{TQ}}(q_0, t), \quad \mathcal{R}_{\Sigma, \text{Q}}(q_0, \leq T) = \bigcup_{t \in [0, T]} \mathcal{R}_{\Sigma, \text{Q}}(q_0, t).$$

Controllability notions for mechanical systems

$\Sigma = (Q, \mathbb{G}, V, F, \mathcal{D}, \mathcal{F}, U)$ is general simple mechanical control system with F time-independent, U proper, and $q_0 \in Q$

- Σ is **accessible** from q_0 if there exists $T > 0$ such that $\text{int}_{\mathcal{D}}(\mathcal{R}_{\Sigma, \tau Q}(q_0, \leq t)) \neq \emptyset$ for $t \in]0, T]$
- Σ is **configuration accessible** from q_0 if there exists $T > 0$ such that $\text{int}(\mathcal{R}_{\Sigma, Q}(q_0, \leq t)) \neq \emptyset$ for $t \in]0, T]$
- Σ is **small-time locally controllable (STLC)** from q_0 if there exists $T > 0$ such that $0_{q_0} \in \text{int}_{\mathcal{D}}(\mathcal{R}_{\Sigma, \tau Q}(q_0, \leq t))$ for $t \in]0, T]$.
- Σ is **small-time locally configuration controllable (STLCC)** from q_0 if there exists $T > 0$ such that $q_0 \in \text{int}(\mathcal{R}_{\Sigma, Q}(q_0, \leq t))$ for $t \in]0, T]$.

Controllability for mechanical systems: linearization results

- Let $\Sigma = (\mathbb{R}^n, M, K, F)$ be a linear mechanical control system, i.e., M and K are square $n \times n$ matrices and F is $n \times m$,

$$M\ddot{x}(t) + Kx(t) = Fu(t)$$

Theorem 23. *The following two statements are equivalent:*

- Σ is STLC from $0 \oplus 0$
- the following matrix has maximal rank

$$\left[M^{-1}F \mid M^{-1}K \cdot (M^{-1}F) \mid \dots \mid (M^{-1}K)^{n-1} \cdot (M^{-1}F) \right]$$

- Corresponding linearization result where, in coordinates, $M = \mathbb{G}(q_0)$, $K = \text{Hess } V(q_0)$, and no dissipation

Corollary 24. *If $\Sigma = (Q, \mathbb{G}, V = 0, \mathcal{F}, U)$ is underactuated at q_0 , then its linearization about 0_{q_0} is not accessible from the origin.*

The symmetric product

- given manifold Q with affine connection ∇
- the **symmetric product** corresponding to ∇ is the operation that assigns to vector fields X and Y on Q the vector field

$$\langle X : Y \rangle = \nabla_X Y + \nabla_Y X$$

- In coordinates

$$\langle X : Y \rangle^k = \frac{\partial Y^k}{\partial q^i} X^i + \frac{\partial X^k}{\partial q^i} Y^i + \Gamma_{ij}^k (X^i Y^j + X^j Y^i)$$

Symmetric product as a Lie bracket

- Given vector field Y on Q , its **vertical lift** $\text{vlft}(Y)$ is vector field on TQ

$$Y = Y^i \frac{\partial}{\partial q^i} \approx \begin{bmatrix} Y^1 \\ \vdots \\ Y^n \end{bmatrix}, \quad \text{vlft}(Y) = Y^i \frac{\partial}{\partial v^i} \approx \begin{bmatrix} 0 \\ Y \end{bmatrix} = 0 \oplus Y$$

- Recall: The drift vector field S and called the **geodesic spray**:

$$S = v^i \frac{\partial}{\partial q^i} - \Gamma_{jk}^i v^j v^k \frac{\partial}{\partial v^i}$$

- remarkable Lie bracket identities:

$$\begin{aligned} [S, \text{vlft}(Y)](0_q) &= -Y(q) \oplus 0_q \\ [\text{vlft}(Y_a), [S, \text{vlft}(Y_b)]](v_q) &= \text{vlft}(\langle Y_a : Y_b \rangle)(v_q) \end{aligned}$$

Symmetric closure

- take smooth input distribution \mathcal{Y}
- a distribution is **geodesically invariant** if it is closed under the operation of symmetric product
- inductively define distributions $\text{Sym}^{(l)}(\mathcal{Y})$, $l \in \{0, 1, 2, \dots\}$ by

$$\text{Sym}^{(0)}(\mathcal{Y})_q = \mathcal{Y}_q$$

$$\text{Sym}^{(l)}(\mathcal{Y})_q = \text{Sym}^{(l-1)}(\mathcal{Y})_q + \text{span}\{\langle X : Y \rangle(q) \mid$$

X takes values in $\text{Sym}^{(l_1)}(\mathcal{D})$

Y takes values in $\text{Sym}^{(l_2)}(\mathcal{D})$, $l_1 + l_2 = l - 1\}$

- the **symmetric closure** $\text{Sym}^{(\infty)}(\mathcal{Y})$ is the pointwise limit

Theorem 25. (Under smoothness and regularity assumptions) $\text{Sym}^{(\infty)}(\mathcal{Y})$ contains \mathcal{Y} and is contained in every geodesically invariant distribution containing \mathcal{Y}

Accessibility results for mechanical systems

- $\Sigma = (Q, \nabla, \mathcal{D}, \mathcal{Y} = \{Y_1, \dots, Y_m\}, U)$ is an analytic ACCS
- U proper
- q_0 point in Q

Theorem 26. (i) Σ is accessible from q_0 if and only if

$$\text{Sym}^{(\infty)}(\mathcal{Y})_{q_0} = \mathcal{D}_{q_0} \text{ and } \text{Lie}^{(\infty)}(\mathcal{D})_{q_0} = T_{q_0}Q$$

(ii) Σ is configuration accessible from q_0 if and only if

$$\text{Lie}^{(\infty)}(\text{Sym}^{(\infty)}(\mathcal{Y}))_{q_0} = T_{q_0}Q$$

Key result in proof: If $\mathcal{C}_\Sigma = \{S, \text{vlft}(Y_1), \dots, \text{vlft}(Y_m)\}$, then, for $q_0 \in Q$,

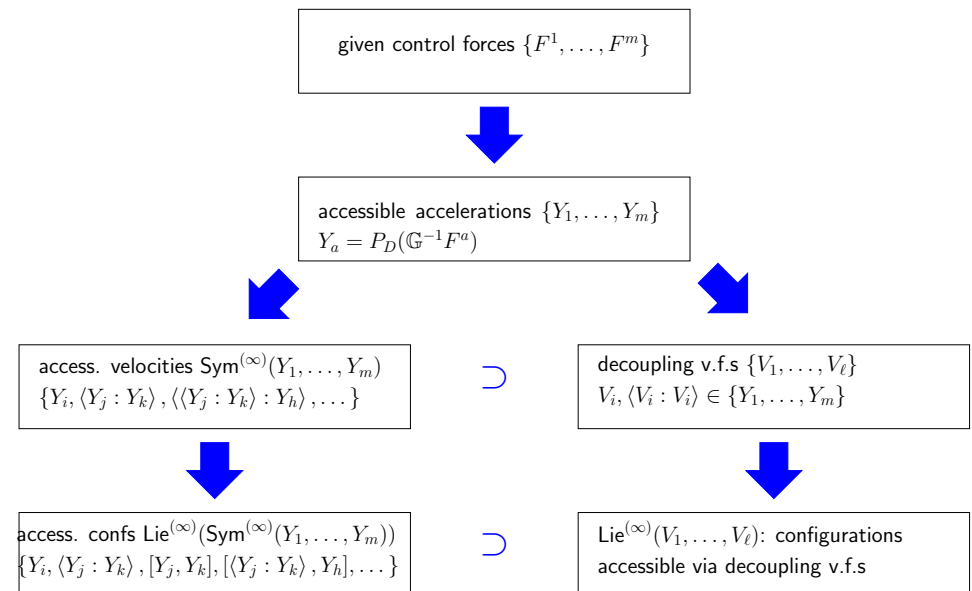
$$\text{Lie}^{(\infty)}(\mathcal{C}_\Sigma)_{0_{q_0}} \simeq \text{Lie}^{(\infty)}(\text{Sym}^{(\infty)}(\mathcal{Y}))_{q_0} \oplus \text{Sym}^{(\infty)}(\mathcal{Y})_{q_0}$$

Notions for sufficient test

Consider iterated symmetric products in the vector fields $\{Y_1, \dots, Y_m\}$:

- (i) A symmetric product is **bad** if it contains an even number of each of the vector fields Y_1, \dots, Y_m , and otherwise is **good**.
E.g., $\langle\langle Y_a : Y_b \rangle\rangle$ is bad, $\langle Y_a : \langle Y_b : Y_c \rangle \rangle$ is good
- (ii) The **degree** of a symmetric product is the total number of input vector fields comprising the symmetric product.
E.g., $\langle\langle Y_a : Y_b \rangle\rangle$ has degree 4
- (iii) If P is a symmetric product and if σ is a permutation on $\{1, \dots, m\}$, define $\sigma(P)$ as symmetric product where each Y_a is replaced with $Y_{\sigma(a)}$

Controllability mechanisms



Controllability for ACCS

- ACCS $\Sigma = (Q, \nabla, \mathcal{D}, \mathcal{Y}, U)$, $q_0 \in Q$, U proper
- Σ satisfies **bad vs good condition** if for every bad symmetric product P

$$\sum_{\sigma \in S_m} \sigma(P)(q_0) \in \text{span}_{\mathbb{R}} \{P_1(q_0), \dots, P_k(q_0)\}$$

where P_1, \dots, P_k are good symmetric products of degree less than P

Theorem 27.

rank $\text{Sym}^{(\infty)}(\mathcal{Y})_{q_0}$ is maximal
bad vs good



STLC= small-time locally controllable
 $(q_0, 0) \xrightarrow{u} (q_f, v_f)$ can reach open set of configurations and velocities

rank $\text{Lie}^{(\infty)}(\text{Sym}^{(\infty)}(\mathcal{Y}))_{q_0} = n$
bad vs good



STLCC= small-time locally configuration controllable
 $(q_0, 0) \xrightarrow{u} (q_f, v_f)$ can reach open set of configurations

Summary for control-affine systems

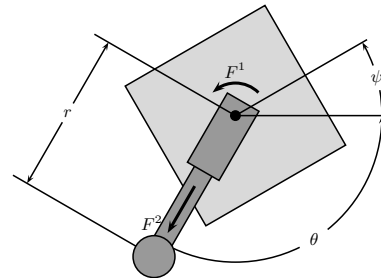
- notions of accessibility and STLC
- tool: Lie bracket and involutive closure
- necessary and sufficient conditions for accessibility

Summary for ACCS

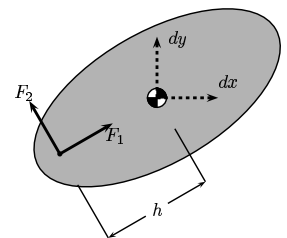
- notions of configuration accessibility and STLCC
- tool: symmetric product and symmetric closure
- necessary and sufficient conditions for accessibility

Controllability examples

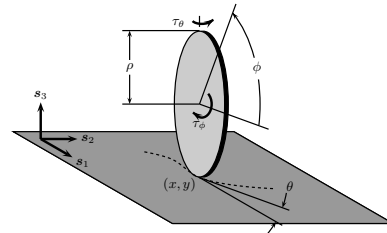
- Y_1 is internal torque and Y_2 is extension force.
 - **Both inputs:** not accessible, configuration accessible, and STLCC (satisfies sufficient condition).
 - **Y_1 only:** configuration accessible but not STLCC.
 - **Y_2 only:** not configuration accessible.



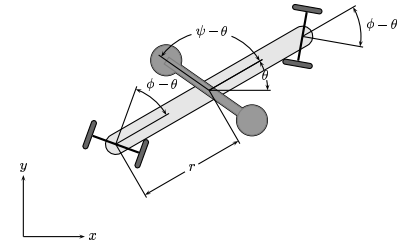
- Y_1 is component of force along center axis, and Y_2 is component of force perpendicular to center axis.
 - **Y_1 and Y_2 :** accessible and STLCC (satisfies sufficient condition).
 - **Y_1 and Y_3 :** accessible and STLCC (satisfies sufficient condition).
 - **Y_1 only or Y_3 only:** not configuration accessible.
 - **Y_2 only:** accessible but not STLCC.
 - **Y_2 and Y_3 :** configuration accessible and STLCC (but fails sufficient condition).



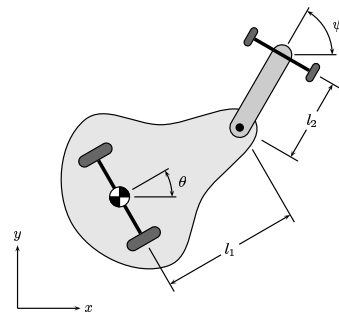
- Y_1 is “rolling” input and Y_2 is “spinning” input.
 - Y_1 and Y_2 : configuration accessible and STLCC (satisfies sufficient condition).
 - Y_1 only: not configuration accessible.
 - Y_2 only: not configuration accessible.



- Y_1 rotates wheels and Y_2 rotates rotor.
 - Y_1 and Y_2 : configuration accessible and STLCC (satisfies sufficient condition).
 - Y_1 only: not configuration accessible.
 - Y_2 only: not configuration accessible.



- Single input at joint.
- Configuration accessible, but not STLCC.



Series expansion for affine connection control systems

$\Sigma = (Q, \nabla, \mathcal{D}, \mathcal{Y} = \{Y_1, \dots, Y_m\}, U)$ is an analytic ACCS

$$\begin{aligned} \nabla_{\gamma'(t)} \gamma'(t) &= Y(t, \gamma(t)) \\ \gamma'(0) &= 0 \end{aligned}$$



$$\gamma'(t) = \sum_{k=1}^{+\infty} V_k(t, \gamma(t)) \quad \text{absolute, uniform convergence}$$

$$V_1(t, q) = \int_0^t Y(s, q) ds$$

$$V_k(t, q) = -\frac{1}{2} \sum_{j=1}^{k-1} \int_0^t \langle V_j(s, q) : V_{k-j}(s, q) \rangle ds$$

Series: comments

$$\gamma'(t) = \sum_{k=1}^{+\infty} V_k(t, \gamma(t)) \quad \begin{cases} V_1(t, q) = \int_0^t Y(s, q) ds \\ V_{k+1}(t, q) = -\frac{1}{2} \sum \int_0^t \langle V_a(s, q) : V_{k-a}(s, q) \rangle ds \end{cases}$$

Error bounds:

$$\|V_k\| = O(\|Y\|^{k+2k-1})$$

In abbreviated notation

$$V_1 = \bar{Y}, \quad V_2 = -\frac{1}{2} \overline{\langle \bar{Y} : \bar{Y} \rangle}, \quad V_3 = \frac{1}{2} \overline{\langle \overline{\langle \bar{Y} : \bar{Y} \rangle} : \bar{Y} \rangle}$$

so that

$$\gamma'(t) = \bar{Y}(t, \gamma(t)) - \frac{1}{2} \overline{\langle \bar{Y} : \bar{Y} \rangle}(t, \gamma(t)) + \frac{1}{2} \overline{\langle \overline{\langle \bar{Y} : \bar{Y} \rangle} : \bar{Y} \rangle}(t, \gamma(t)) + O(\|Y\|^4 t^7)$$

Kinematic reductions and motion planning

- (i) Motion planning problems for driftless systems and ACCS
- (ii) How to reduce the MPP for ACCS to the MPP for a driftless system
- (iii) Kinematic reductions: notion, theorems and examples
- (iv) Kinematic controllability
- (v) Inverse kinematics and example solutions
- (vi) Motion planning problems with animations

Motion planning for driftless systems

- $(M, \{X_1, \dots, X_m\}, U)$ is driftless system:

$$\gamma'(t) = \sum_{a=1}^m X_a(\gamma(t)) u^a(t)$$

where u are U -valued integrable inputs — let \mathcal{U} be a set of inputs

- \mathcal{U} -motion planning problem is:

Given $x_0, x_1 \in M$, find $u \in \mathcal{U}$, defined on some interval $[0, T]$, so that the controlled trajectory (γ, u) with $\gamma(0) = x_0$ satisfies $\gamma(T) = x_1$

Motion planning for driftless systems: cont'd

- Examples of \mathcal{U} -motion planning problem
 - (i) motion planning problem with continuous inputs
 - (ii) motion planning problem using primitives:

$$U = \{e_1, \dots, e_m, -e_1, \dots, -e_m\}$$

\mathcal{U} is collection of piecewise constant U -valued functions

Then, γ is concatenation of integral curves, possibly running backwards in time, of the vector fields X_1, \dots, X_m . Each curves is a **primitive**

- **Motion planning using primitives** Consider $(M, \{X_1, \dots, X_m\}, \mathbb{R}^m)$. If $\text{Lie}^{(\infty)}(\mathcal{X}) = \text{TM}$, then, for each $x_0, x_1 \in M$, there exist $k \in \mathbb{N}$, $t_1, \dots, t_k \in \mathbb{R}$, and $a_1, \dots, a_k \in \{1, \dots, m\}$ such that

$$x_1 = \Phi_{t_k}^{X_{a_k}} \circ \dots \circ \Phi_{t_1}^{X_{a_1}}(x_0)$$

Technical conditions: smoothness, complete vector fields, M connected

Motion planning for ACCS

- $(Q, \nabla, \mathcal{D}, \{Y_1, \dots, Y_m\}, U)$ is affine connection control system (ACCS)

$$\nabla_{\gamma'(t)} \gamma'(t) = \sum_{a=1}^m u^a(t) Y_a(\gamma(t))$$

- \mathcal{U} is set of U -valued integrable inputs

- \mathcal{U} -motion planning problem is:

Given $q_0, q_1 \in Q$, find $u \in \mathcal{U}$, defined on some interval $[0, T]$, so that the controlled trajectory (γ, u) with $\gamma'(0) = 0_{q_0}$ has the property that $\gamma'(T) = 0_{q_1}$

How to reduce the MPP for ACCS to the MPP for a driftless system

Key idea: Kinematic Reductions

Goal: (low-complexity) kinematic representations for mechanical control systems

Consider an ACCS, i.e., systems with no potential energy, no dissipation

- (i) **ACCS model** with accelerations as control inputs mechanical systems:

$$\nabla_{\gamma'(t)} \gamma'(t) = \sum_{a=1}^m Y_a(\gamma(t)) u_a(t) \quad \mathcal{V} = \text{span} \{Y_1, \dots, Y_m\}$$

- (ii) **driftless = kinematic model** with velocities as control inputs

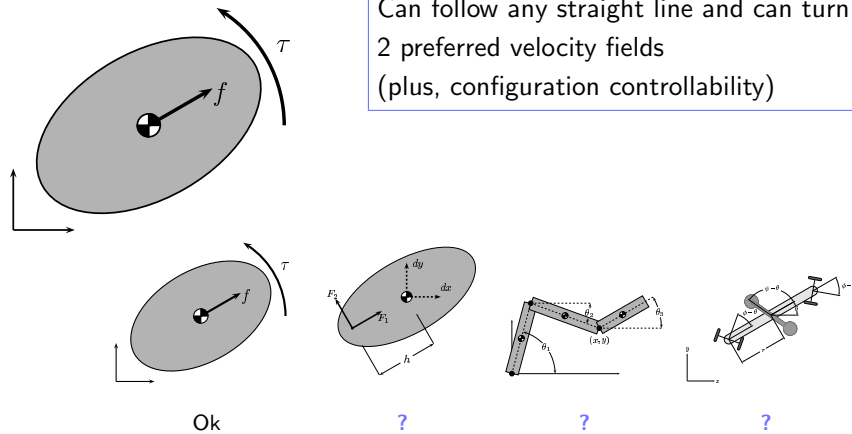
$$\gamma'(t) = \sum_{b=1}^{\ell} V_b(\gamma(t)) w_b(t) \quad \mathcal{V} = \text{span} \{V_1, \dots, V_{\ell}\}$$

ℓ is the rank of the reduction

When can a second order system follow the solution of a first order?

ex:

Can follow any straight line and can turn
2 preferred velocity fields
(plus, configuration controllability)



Kinematic reductions

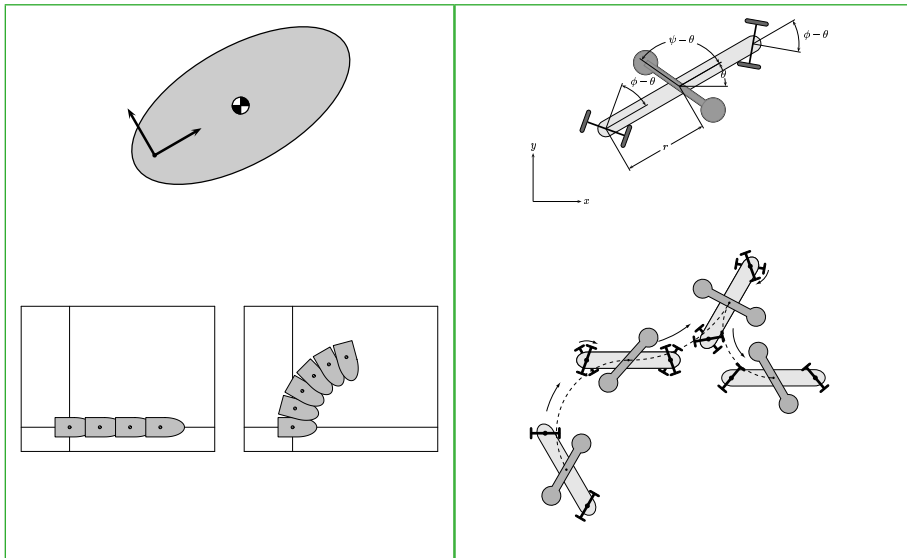
$\mathcal{V} = \text{span} \{V_1, \dots, V_{\ell}\}$ is a **kinematic reduction** if any curve $q: I \rightarrow Q$ solving the (controlled) kinematic model can be lifted to a solution of the (controlled) dynamic model.

rank 1 reductions are called **decoupling vector fields**

The kinematic model induced by $\{V_1, \dots, V_{\ell}\}$ is a kinematic reduction of $(Q, \nabla, \mathcal{D}, \{Y_1, \dots, Y_m\}, U)$ if and only if

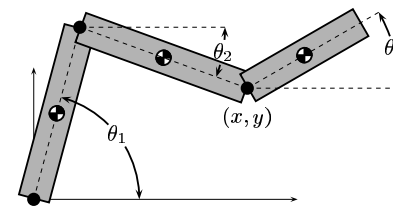
- (i) $\mathcal{V} \subset \mathcal{Y}$
- (ii) $\langle \mathcal{V} : \mathcal{V} \rangle \subset \mathcal{Y}$

Examples of kinematic reductions

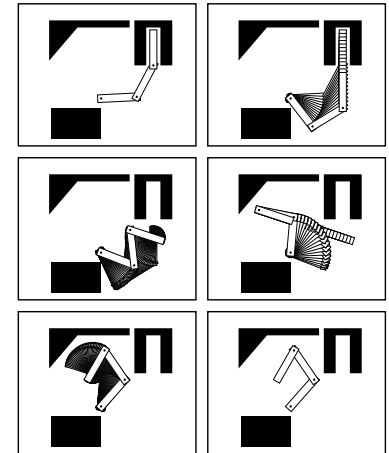


Two rank 1 kinematic reductions (decoupling vector fields)
no rank 2 kinematic reductions

Three link planar manipulator with passive link



Actuator configuration	Decoupling vector fields	Kinematically controllable
(0,1,1)	2	yes
(1,0,1)	2	yes
(1,1,0)	2	yes



When is a mechanical system kinematic?

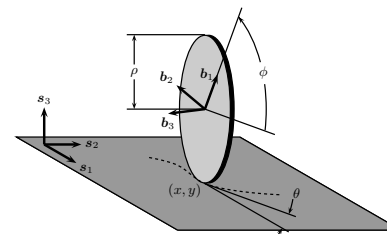
When are all dynamic trajectories executable by a single kinematic model?

A dynamic model is **maximally reducible (MR)** if all its controlled trajectory (starting from rest) are controlled trajectory of a single kinematic reduction.

$(Q, \nabla, \mathcal{D}, \{Y_1, \dots, Y_m\}, U)$ is maximally reducible if and only if

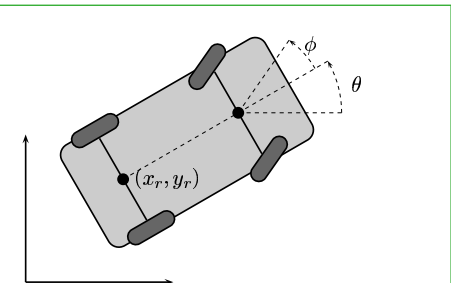
- (i) the kinematic reduction is the input distribution \mathcal{Y}
- (ii) $\langle \mathcal{Y} : \mathcal{Y} \rangle \subset \mathcal{Y}$

Examples of maximally reducible systems



$$\begin{bmatrix} \dot{x} \\ \dot{y} \\ \dot{\phi} \end{bmatrix} = \begin{bmatrix} \rho \cos \phi \\ \rho \sin \phi \\ 0 \end{bmatrix} v + \begin{bmatrix} 0 \\ 0 \\ 1 \end{bmatrix} \omega$$

(unicycle dynamics, simplest wheeled robot dynamics)



$$\begin{bmatrix} \dot{x}_r \\ \dot{y}_r \\ \dot{\theta} \end{bmatrix} = \begin{bmatrix} \cos \theta \\ \sin \theta \\ \frac{1}{\ell} \tan \phi \end{bmatrix} v + \begin{bmatrix} 0 \\ 0 \\ 0 \\ 1 \end{bmatrix} \omega$$

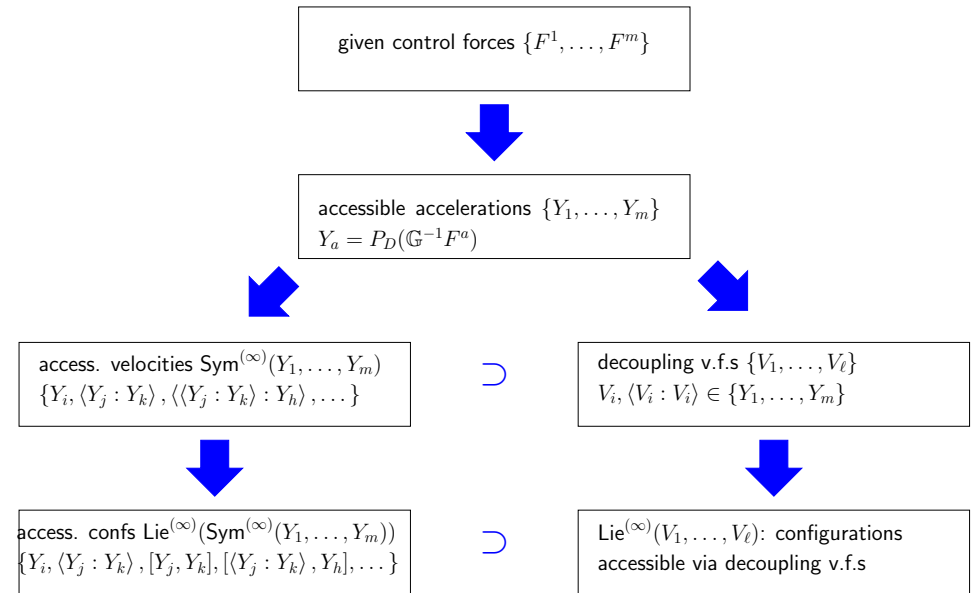
Kinematic controllability

Objective: controllability notions and tests for mechanical systems and reductions

Consider: $(Q, \nabla, \mathcal{D}, \{Y_1, \dots, Y_m\}, U)$

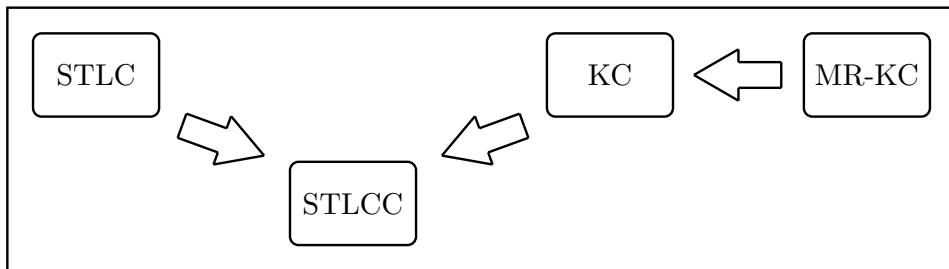
- V_1, \dots, V_ℓ decoupling v.f.s
 $\text{rank Lie}^{(\infty)}(V_1, \dots, V_\ell) = n$
➔
KC= locally kinematically controllable
 $(q_0, 0) \xrightarrow{u} (q_f, 0)$ can reach open set of configurations by concatenating motions along kinematic reductions
- $\text{rank Sym}^{(\infty)}(\mathcal{Y}) = n,$
 “bad vs good”
 ➔
STLC= small-time locally controllable
 $(q_0, 0) \xrightarrow{u} (q_f, v_f)$ can reach open set of configurations and velocities
- $\text{rank Lie}^{(\infty)}(\text{Sym}^{(\infty)}(\mathcal{Y})) = n,$
 “bad vs good”
 ➔
STLCC= small-time locally configuration controllable
 $(q_0, 0) \xrightarrow{u} (q_f, v_f)$ can reach open set of configurations

Controllability mechanisms



Controllability inferences

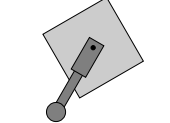
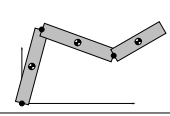
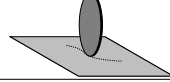
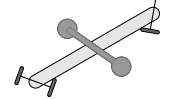
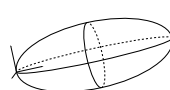
- STLC = small-time locally controllable
- STLCC = small-time locally configuration controllable
- KC = locally kinematically controllable
- MR-KC = maximally reducible, locally kinematically controllable



There exist counter-examples for each missing implication sign.

Cataloging kinematic reductions and controllability of example systems

System	Picture	Reducibility	Controllability
planar 2R robot single torque at either joint: $(1, 0), (0, 1)$ $n = 2, m = 1$		$(1, 0)$: no reductions $(0, 1)$: maximally reducible	accessible not accessible or STLCC
roller racer single torque at joint $n = 4, m = 1$		no kinematic reductions	accessible, not STLCC
planar body with single force or torque $n = 3, m = 1$		decoupling v.f.	reducible, not accessible
planar body with single generalized force $n = 3, m = 1$		no kinematic reductions	accessible, not STLCC
planar body with two forces $n = 3, m = 2$		two decoupling v.f.	KC, STLC

robotic leg $n = 3, m = 2$		two decoupling v.f., maximally reducible	KC
planar 3R robot, two torques: $(0, 1, 1), (1, 0, 1), (1, 1, 0)$ $n = 3, m = 2$		$(1, 0, 1)$ and $(1, 1, 0)$: two decoupling v.f. $(0, 1, 1)$: two decoupling v.f. and maximally reducible	$(1, 0, 1)$ and $(1, 1, 0)$: KC and STLC $(0, 1, 1)$: KC
rolling penny $n = 4, m = 2$		fully reducible	KC
snakeboard $n = 5, m = 2$		two decoupling v.f.	KC, STLCC
3D vehicle with 3 generalized forces $n = 6, m = 3$		three decoupling v.f.	KC, STLC

Summary

- relationship between trajectories of dynamic and of kinematic models of mechanical systems
- kinematic reductions (multiple, low rank), and maximally reducible systems
- controllability mechanisms, e.g., STLC vs kinematic controllability

Trajectory design via inverse kinematics

Objective: find u such that $(q_{\text{initial}}, 0) \xrightarrow{u} (q_{\text{target}}, 0)$

Assume:

- (i) $(Q, \nabla, \mathcal{D}, \{Y_1, \dots, Y_m\}, U)$ is **kinematically controllable**
- (ii) $Q = G$ and decoupling v.f.s $\{V_1, \dots, V_\ell\}$ are left-invariant

Left invariant vector fields on matrix Lie groups

- Matrix Lie groups are manifolds of matrices closed under the operations of matrix multiplication and inversion
- Example: $SO(3) = \{ \mathbf{R} \in \mathbb{R}^{3 \times 3} \mid \mathbf{R}\mathbf{R}^T = I_3, \det(\mathbf{R}) = +1 \}$
- left invariant vector fields have the following properties:
 - (i) $\dot{\mathbf{R}}(t) = X_{\mathbf{V}}(\mathbf{R}(t)) = \mathbf{R}(t) \cdot \mathbf{V}$ for some matrix \mathbf{V} (linear dependence)
 - (ii) flow of left invariant vector field is equal to left multiplication

$$\Phi_t^{X_{\mathbf{V}}}(\mathbf{R}_0) = \mathbf{R}_0 \cdot \exp(t\mathbf{V})$$

- (iii) $\exp(t\mathbf{V}) \in SO(3)$, that is, $\mathbf{V} \in \mathfrak{so}(3)$ set of skew symmetric matrices
- (iv) For e_1, e_2, e_3 the standard basis of \mathbb{R}^3 ,

$$\hat{e}_1 = \begin{bmatrix} 0 & 0 & 0 \\ 0 & 0 & -1 \\ 0 & 1 & 0 \end{bmatrix}, \quad \hat{e}_2 = \begin{bmatrix} 0 & 0 & -1 \\ 0 & 0 & 0 \\ 1 & 0 & 0 \end{bmatrix}, \quad \hat{e}_3 = \begin{bmatrix} 0 & -1 & 0 \\ 1 & 0 & 0 \\ 0 & 0 & 0 \end{bmatrix}$$

Trajectory design via inverse kinematics

Objective: find u such that $(q_{\text{initial}}, 0) \xrightarrow{u} (q_{\text{target}}, 0)$

Assume:

(i) $(Q, \nabla, \mathcal{D}, \{Y_1, \dots, Y_m\}, U)$ is **kinematically controllable**

(ii) $Q = G$ and decoupling v.f.s $\{V_1, \dots, V_\ell\}$ are left-invariant

\implies matrix exponential $\exp: \mathfrak{g} \rightarrow G$ gives closed-form flow

\implies composition of flows is matrix product

Objective: select a finite-length combination of k flows along $\{V_1, \dots, V_\ell\}$ and coasting times $\{t_1, \dots, t_k\}$ such that

$$q_{\text{initial}}^{-1} q_{\text{target}} = g_{\text{desired}} = \exp(t_1 V_{a_1}) \cdots \exp(t_k V_{a_k}).$$

No general methodology is available \implies catalog for relevant example systems
SO(3), SE(2), SE(3), etc

Inverse-kinematic planner on SO(3)

Any underactuated controllable system on SO(3) is equivalent to

$$V_1 = e_z = (0, 0, 1) \quad V_2 = (a, b, c) \quad \text{with } a^2 + b^2 \neq 0$$

Motion Algorithm: given $R \in \text{SO}(3)$, flow along (e_z, V_2, e_z) for coasting times

$$t_1 = \text{atan2}(w_1 R_{13} + w_2 R_{23}, -w_2 R_{13} + w_1 R_{23}) \quad t_2 = \text{acos}\left(\frac{R_{33} - c^2}{1 - c^2}\right)$$

$$t_3 = \text{atan2}(v_1 R_{31} + v_2 R_{32}, v_2 R_{31} - v_1 R_{32})$$

$$\text{where } z = \begin{bmatrix} 1 - \cos t_2 \\ \sin t_2 \end{bmatrix}, \quad \begin{bmatrix} w_1 \\ w_2 \end{bmatrix} = \begin{bmatrix} ac & b \\ cb & -a \end{bmatrix} z, \quad \begin{bmatrix} v_1 \\ v_2 \end{bmatrix} = \begin{bmatrix} ac & -b \\ cb & a \end{bmatrix} z$$

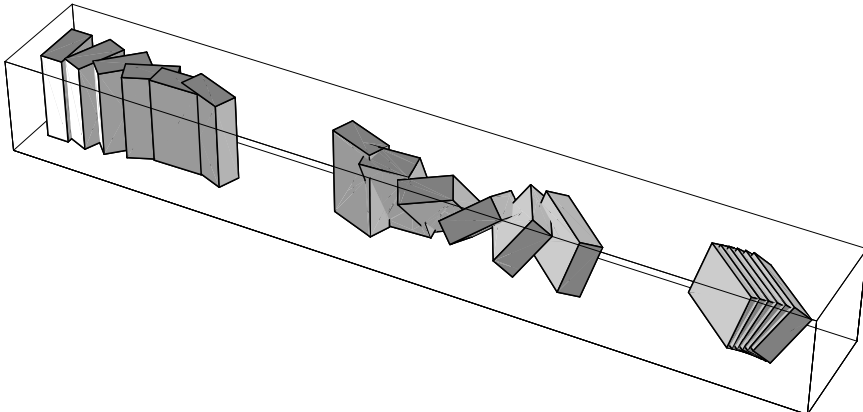
Local Identity Map = $R \xrightarrow{\mathcal{IK}} (t_1, t_2, t_3) \xrightarrow{\mathcal{FK}} \exp(t_1 e_z) \exp(t_2 V_2) \exp(t_3 e_z)$

Inverse-kinematic planner on SO(3): simulation

The system can rotate about $(0, 0, 1)$ and $(a, b, c) = (0, 1, 1)$

Rotation from I_3 onto target rotation $\exp(\pi/3, \pi/3, 0)$

As time progresses, the body is translated along the inertial x -axis



Inverse-kinematic planner for Σ_1 -systems SE(2)

First class of underactuated controllable system on SE(2) is

$$\Sigma_1 = \{(V_1, V_2) \mid V_1 = (1, b_1, c_1), V_2 = (0, b_2, c_2), b_2^2 + c_2^2 = 1\}$$

Motion Algorithm: given (θ, x, y) , flow along (V_1, V_2, V_1) for coasting times

$$(t_1, t_2, t_3) = (\text{atan2}(\alpha, \beta), \rho, \theta - \text{atan2}(\alpha, \beta))$$

$$\text{where } \rho = \sqrt{\alpha^2 + \beta^2} \quad \text{and} \quad \begin{bmatrix} \alpha \\ \beta \end{bmatrix} = \begin{bmatrix} b_2 & c_2 \\ -c_2 & b_2 \end{bmatrix} \left(\begin{bmatrix} x \\ y \end{bmatrix} - \begin{bmatrix} -c_1 & b_1 \\ b_1 & c_1 \end{bmatrix} \begin{bmatrix} 1 - \cos \theta \\ \sin \theta \end{bmatrix} \right)$$

Identity Map = $(\theta, x, y) \xrightarrow{\mathcal{IK}} (t_1, t_2, t_3) \xrightarrow{\mathcal{FK}} \exp(t_1 V_1) \exp(t_2 V_2) \exp(t_3 V_1)$

Inverse-kinematic planner for Σ_2 -systems SE(2)

Second and last class of underactuated controllable system on SE(2):

$$\Sigma_2 = \{(V_1, V_2) \mid V_1 = (1, b_1, c_1), V_2 = (1, b_2, c_2), b_1 \neq b_2 \text{ or } c_1 \neq c_2\}$$

Motion Algorithm: given (θ, x, y) , flow along (V_1, V_2, V_1) for coasting times

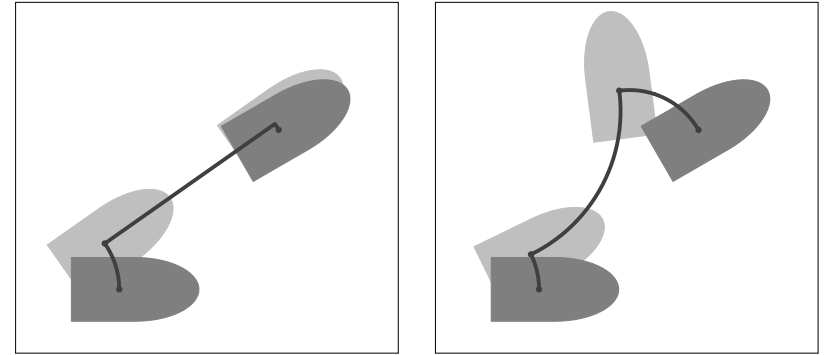
$$t_1 = \text{atan2}(\rho, \sqrt{4 - \rho^2}) + \text{atan2}(\alpha, \beta) \quad t_2 = \text{atan2}(2 - \rho^2, \rho\sqrt{4 - \rho^2})$$

$$t_3 = \theta - t_1 - t_2$$

where $\rho = \sqrt{\alpha^2 + \beta^2}$, $\begin{bmatrix} \alpha \\ \beta \end{bmatrix} = \begin{bmatrix} c_1 - c_2 & b_2 - b_1 \\ b_1 - b_2 & c_1 - c_2 \end{bmatrix} \left(\begin{bmatrix} x \\ y \end{bmatrix} - \begin{bmatrix} -c_1 & b_1 \\ b_1 & c_1 \end{bmatrix} \begin{bmatrix} 1 - \cos \theta \\ \sin \theta \end{bmatrix} \right)$

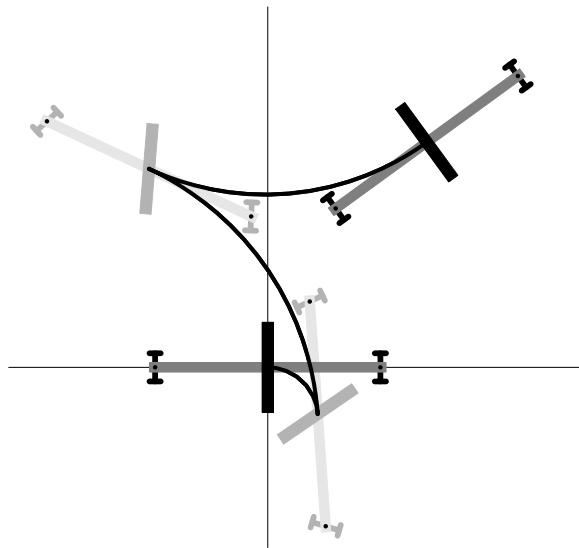
Local Identity Map = $(\theta, x, y) \xrightarrow{\mathcal{IK}} (t_1, t_2, t_3) \xrightarrow{\mathcal{FK}} \exp(t_1 V_1) \exp(t_2 V_2) \exp(t_3 V_1)$

Inverse-kinematic planners on SE(2): simulation



Inverse-kinematics planners for sample systems in Σ_1 and Σ_2 . The systems parameters are $(b_1, c_1) = (0, .5)$, $(b_2, c_2) = (1, 0)$. The target location is $(\pi/6, 1, 1)$.

Inverse-kinematic planners on SE(2): snakeboard simulation



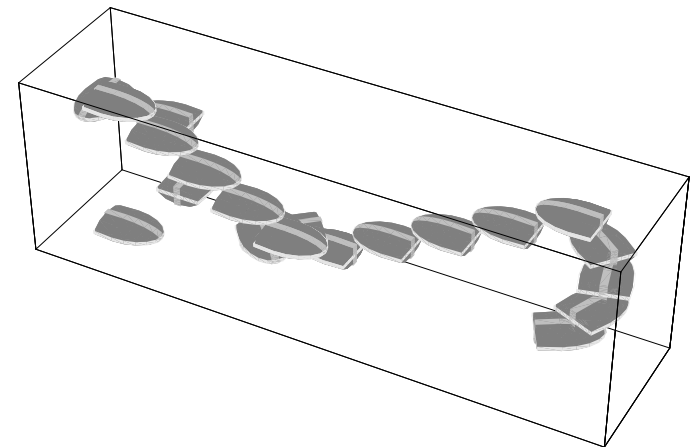
snakeboard as Σ_2 -system

Inverse-kinematic planners on $SE(2) \times \mathbb{R}$: simulation

4 dof system in \mathbb{R}^3 , no pitch no roll

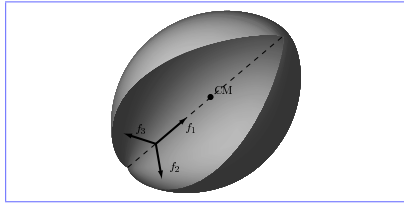
kinematically controllable via body-fixed constant velocity fields:

V_1 = rise and rotate about inertial point; V_2 = translate forward and dive



The target location is $(\pi/6, 10, 0, 1)$

Inverse-kinematic planners on SE(3): simulation



kinematically controllable via
body-fixed constant velocity fields:

V_1 = translation along 1st axis

V_2 = rotation about 2nd axis

V_3 = rotation about 3rd axis

V_3 : 0 → 1: rotation about 3rd axis

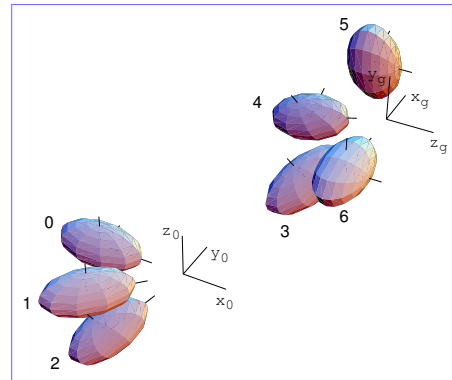
V_2 : 1 → 2: rotation about 2nd axis

V_1 : 2 → 3: translation along 1st axis

V_3 : 3 → 4: rotation about 3rd axis

V_2 : 4 → 5: rotation about 2nd axis

V_3 : 5 → 6: rotation about 3rd axis



Summary

- relationship between trajectories of dynamic and of kinematic models of mechanical systems
- kinematic reductions (multiple, low rank), and maximally reducible systems
- controllability mechanisms, e.g., STLC vs kinematic controllability
- systems on matrix Lie groups
- inverse-kinematics planners

Analysis and design of oscillatory controls for ACCS

- (i) Introduction to Averaging
- (ii) Survey of averaging results
- (iii) Two-time scale averaging analysis for mechanical systems
- (iv) Analysis via the Averaged Potential
- (v) Control design via Inversion Lemma
- (vi) Tracking results and examples

Introduction to averaging

- Oscillations play key role in animal and robotic locomotion
- oscillations generate motion in Lie bracket directions useful for trajectory design
- objective is to study oscillatory controls in mechanical systems:

$$\nabla_{\gamma'(t)} \gamma'(t) = Y(t, \gamma(t)), \quad \int_0^T Y(t, \gamma(t)) dt = 0$$

- **oscillatory signals**: periodic large-amplitude, high-frequency

Survey of results on averaging

- **Early developments:** Lagrange, Jacobi, Poincaré
- **Oscillatory Theory:**
 - **Dynamical Systems:** Bogoliubov Mitropolsky, Guckenheimer Holmes, Sanders Verhulst, ...
 - **Control Systems:** Bloch, Khalil ...
- **Related Work:**
 - **General ODE's:** Kurzweil-Jarnik, Sussmann-Liu,
 - **(Electro)Mechanical Systems:** Hill, Mathieu, Bailleiul, Kapitsa, Levi ...
 - **Series Expansions:** Magnus, Chen, Brockett, Gilbert, Sussmann, Kawski ...
 - **Time-dependent vector fields:** Agrachev, Gramkrelidze, ...
 - **Small-amplitude averaging and high-order averaging:** Sarychev, Vela, ...

Averaging for systems in standard form

- for $\varepsilon > 0$, system in **standard form**

$$\gamma'(t) = \varepsilon X(t, \gamma(t)), \quad \gamma(0) = x_0$$

- assume X is T -periodic, define the **averaged vector field**

$$\bar{X}(x) = \frac{1}{T} \int_0^T X(\tau, x) d\tau.$$

- define the **averaged trajectory** $t \mapsto \eta(t) \in M$ by

$$\eta'(t) = \varepsilon \bar{X}(\eta(t)), \quad \eta(0) = x_0$$

Theorem 28 (First-order Averaging Theorem).

$$\gamma(t) - \eta(t) = O(\varepsilon) \quad \text{for all } t \in [0, \frac{t_0}{\varepsilon}]$$

If \bar{X} has linearly asymptotically stable point, then estimate holds for all time

Averaging for systems in standard oscillatory form

- for $\varepsilon > 0$, system in **standard oscillatory form**

$$\gamma'(t) = X(t, \gamma(t)) + \frac{1}{\varepsilon} Y\left(\frac{t}{\varepsilon}, t, \gamma(t)\right), \quad \gamma(0) = x_0$$

- Assumptions:
 - Y is T -periodic and zero-mean in first argument
 - the vector fields $x \mapsto Y(\tau, t, x)$, at fixed (τ, t) , are commutative
- Useful constructions:
 - given diffeomorphism ϕ and vector field X , the **pull-back vector field** $\phi^* X = T\phi^{-1} \circ X \circ \phi$
 - given **extended state** $x_e = (t, x)$, define $X_e(x_e) = (1, X(x_e))$, and $Y_e(\tau, x_e) = (0, Y(\tau, x_e))$
 - define F as two-time scale vector field by

$$(1, F(\tau, x_e)) = \left((\Phi_{0,\tau}^{Y_e})^* X_e \right) (x_e)$$

Averaging for systems in standard oscillatory form: cont'd

- define \bar{F} as average with respect to τ
- for fixed λ_0 , compute the trajectories

$$\xi'(t) = \bar{F}(t, \xi(t))$$

$$\eta'(t, \lambda_0) = Y(t, \lambda_0, \eta(t))$$

with initial conditions: $\xi(0) = x_0$ and $\eta(0) = \xi(t)$

(note $\tau \mapsto \eta(\tau, t)$ equals $\xi(t)$ plus zero-mean oscillation)

Theorem 29 (Oscillatory Averaging Theorem).

$$\gamma(t) - \eta(t/\varepsilon, t) = O(\varepsilon) \quad \text{for all } t \in [0, t_0]$$

Two-time scale averaging for mechanical systems

- for $\varepsilon \in \mathbb{R}_+$, consider the forced ACCS $(Q, \nabla, Y, \mathcal{D}, \mathcal{F} = \{Y_1, \dots, Y_m\}, \mathbb{R}^m)$:

$$\nabla_{\gamma'(t)} \gamma'(t) = Y(t, \gamma'(t)) + \sum_{a=1}^m \frac{1}{\varepsilon} u^a \left(\frac{t}{\varepsilon}, t \right) Y_a(\gamma(t))$$

where Y is an affine map of the velocities

- assume the two-time scale inputs $u = (u^1, \dots, u^m): \bar{\mathbb{R}}_+ \times \bar{\mathbb{R}}_+ \rightarrow \mathbb{R}^m$ are T -periodic and zero-mean in their first argument
- define the symmetric positive-definite curve $\Lambda: \bar{\mathbb{R}}_+ \rightarrow \mathbb{R}^{m \times m}$ by

$$\Lambda_{ab}(t) = \frac{1}{2} (\overline{U_{(a)} U_{(b)}}(t) - \overline{U_{(a)}}(t) \overline{U_{(b)}}(t)), \quad a, b \in \{1, \dots, m\}$$

where

$$U_{(a)}(\tau, t) = \int_0^\tau u_a(s, t) ds, \quad \overline{U_{(a)}}(t) = \frac{1}{T} \int_0^T U_{(a)}(\tau, t) d\tau$$

- define the **averaged ACCS**

$$\nabla_{\xi'(t)} \xi'(t) = Y(t, \xi'(t)) - \sum_{a,b=1}^m \Lambda_{ab}(t) \langle Y_a : Y_b \rangle (\xi(t))$$

with initial condition

$$\xi'(0) = \gamma'(0) + \sum_{a=1}^m \overline{U_{(a)}}(0) Y_a(\gamma(0))$$

Theorem 30 (Oscillatory Averaging Theorem for ACCS). *there exists $\varepsilon_0, t_0 \in \mathbb{R}_+$ such that, for all $t \in [0, t_0]$ and for all $\varepsilon \in (0, \varepsilon_0)$,*

$$\gamma(t) = \xi(t) + O(\varepsilon),$$

$$\gamma'(t) = \xi'(t) + \sum_{a=1}^m \left(U_{(a)} \left(\frac{t}{\varepsilon}, t \right) - \overline{U_{(a)}}(t) \right) Y_a(\xi(t)) + O(\varepsilon).$$

If oscillatory inputs depend only on fast time, and if the averaged ACCS has linearly asymptotically stable equilibrium configuration, then estimate holds for all time

Averaging analysis with potential control forces

- when is the averaged system again a simple mechanical system?
- consider simple mechanical control system $(Q, \mathbb{G}, V, F_{\text{diss}}, \mathcal{F}, \mathbb{R}^m)$
 - no constraints
 - $\mathcal{F} = \{d\phi^1, \dots, d\phi^m\}$, where $\phi^a: Q \rightarrow \mathbb{R}$ for $a \in \{1, \dots, m\}$
 - F_{diss} is linear in velocity
- define input vector fields

$$Y_a(q) = \text{grad} \phi^a(q), \quad (\text{grad} \phi^a)^i = \mathbb{G}^{ij} \frac{\partial \phi^a}{\partial q^j}$$

Lemma 31. *symmetric product between vector fields satisfies*

$$\langle \text{grad} \phi^a : \text{grad} \phi^b \rangle = \text{grad} \langle \phi^a : \phi^b \rangle$$

where symmetric product between functions (Beltrami bracket) is:

$$\langle \phi^a : \phi^a \rangle = \langle \langle d\phi^a, d\phi^b \rangle \rangle = \mathbb{G}^{ij} \frac{\partial \phi^a}{\partial q^i} \frac{\partial \phi^b}{\partial q^j}$$

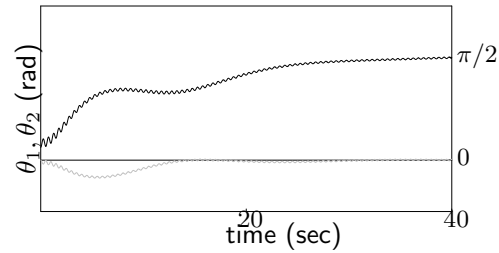
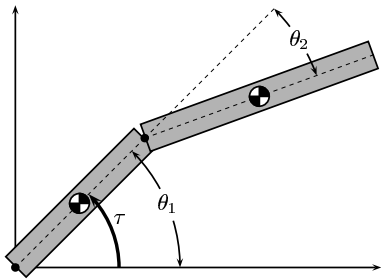
Averaging via the averaged potential

$$\begin{aligned} \mathbb{G} \nabla_{\gamma'(t)} \gamma'(t) &= -\text{grad} V(\gamma(t)) + \mathbb{G}^\sharp(F_{\text{diss}}(\gamma'(t))) \\ &\quad + \sum_{a=1}^m \frac{1}{\varepsilon} u^a \left(\frac{t}{\varepsilon} \right) \text{grad}(\phi^a)(\gamma(t)), \end{aligned}$$



$$\begin{aligned} \mathbb{G} \nabla_{\xi'(t)} \xi'(t) &= -\text{grad} V_{\text{avg}}(\xi(t)) + \mathbb{G}^\sharp(F_{\text{diss}}(\xi'(t))) \\ V_{\text{avg}} &= V + \sum_{a,b=1}^m \Lambda_{ab} \langle \phi^a : \phi^b \rangle. \end{aligned}$$

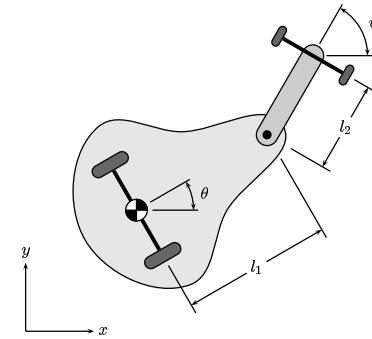
Example: stabilizing a two-link manipulator via oscillations



$$u = -\theta_1 + \frac{1}{\varepsilon} \cos\left(\frac{t}{\varepsilon}\right)$$

Two-link damped manipulator with oscillatory control at first joint. The averaging analysis predicts the behavior. (the gray line is θ_1 , the black line is θ_2).

Example: locomotion in the roller racer



- (i) X_1, X_2 describe feasible velocities of racer: X_1 forward, X_2 shape change
- (ii) racer has single input X_2
- (iii) symmetric product $\langle X_2 : X_2 \rangle$ has component along X_1

hence, racer moves (\pm) forward when subject to zero mean input!

Summary

- averaging theorem for standard form
- averaging theorem for standard oscillatory form
- averaging for mechanical systems with oscillatory controls
- analysis via the averaged potential

Design of oscillatory controls via approximate inversion

- Objective: design oscillatory control laws for ACCS
- stabilization and tracking for systems that are not linearly controllable
- setup: consider ACCS $(Q, \nabla, Y, \mathcal{D}, \mathcal{Y} = \{Y_1, \dots, Y_m\}, \mathbb{R}^m)$ where Y is an affine map of the velocities
- define **averaging product** $\mathcal{A}_{[0,T]}$ as the map taking a pair of two-time scale vector fields into a time-dependent vector field by

$$\begin{aligned} \mathcal{A}_{[0,T]}(V, W)(t, q) = & -\frac{1}{2T} \int_0^T \left\langle \int_0^{\tau_1} V(\tau_2, t, q) d\tau_2 : \int_0^{\tau_1} W(\tau_2, t, q) d\tau_2 \right\rangle d\tau_1 \\ & + \frac{1}{2T^2} \left\langle \int_0^T \int_0^{\tau_1} V(\tau_2, t, q) d\tau_2 d\tau_1 : \int_0^T \int_0^{\tau_1} W(\tau_2, t, q) d\tau_2 d\tau_1 \right\rangle. \end{aligned}$$

Basis-free restatement of averaging theorem

Corollary 32. For $\varepsilon \in \mathbb{R}_+$, consider governing equations

$$\nabla_{\gamma'(t)} \gamma'(t) = Y(t, \gamma'(t)) + \frac{1}{\varepsilon} W\left(\frac{t}{\varepsilon}, t, \gamma(t)\right),$$

(i) W takes values in \mathcal{Y}

(ii) $q \mapsto W(\tau, t, q)$, for $(\tau, t) \in \bar{\mathbb{R}}_+ \times \bar{\mathbb{R}}_+$, are commutative

Then, the averaged forced affine connection system is

$$\nabla_{\xi'(t)} \xi'(t) = Y(t, \xi'(t)) + \mathcal{A}_{[0, T]}(W, W)(t, \xi(t))$$

Problem 33 (Inversion Objective). Given any time-dependent vector field X , compute two vector fields taking values in \mathcal{Y}

(i) $W_{X, \text{slow}}$ is time-dependent

(ii) $W_{X, \text{osc}}$ is two-time scales, periodic and zero-mean in fast time scale

such that

$$W_{X, \text{slow}} + \mathcal{A}_{[0, T]}(W_{X, \text{osc}}, W_{X, \text{osc}}) = X \quad (1)$$

Controllability assumption and constructions

• **Controllability Assumption:** for all $a \in \{1, \dots, m\}$, $\langle Y_a : Y_a \rangle \in \mathcal{Y}$

(i) smooth functions σ_a^b , $a, b \in \{1, \dots, m\}$, such that, for all $a \in \{1, \dots, m\}$

$$\langle Y_a : Y_a \rangle = \sum_{b=1}^m \sigma_a^b Y_b$$

(ii) for $T \in \mathbb{R}_+$ and $i \in \mathbb{N}$, define $\varphi_i: \mathbb{R} \rightarrow \mathbb{R}$ by

$$\varphi_i(t) = \frac{4\pi i}{T} \cos\left(\frac{2\pi i}{T} t\right)$$

(iii) define the **lexicographic ordering** as the bijective map

$$\text{lo}: \{(a, b) \in \{1, \dots, m\}^2 \mid a < b\} \rightarrow \{1, \dots, \frac{1}{2}m(m-1)\}$$

$$\text{lo}(a, b) = \sum_{j=1}^{a-1} (m-j) + (b-a)$$

Inversion algorithm

• For an ACCS with Controllability Assumption, assume

$$X(t, q) = \sum_{a=1}^m \eta^a(t, q) Y_a(q) + \sum_{b, c=1, b < c}^m \eta^{bc}(t, q) \langle Y_b : Y_c \rangle(q)$$

• Then **Inversion Objective** (1) is solved by

$$W_{X, \text{slow}}(t, q) = \sum_{a=1}^m u_{X, \text{slow}}^a(t, q) Y_a(q), \quad W_{X, \text{osc}}(\tau, t, q) = \sum_{a=1}^m u_{X, \text{osc}}^a(\tau, t, q) Y_a(q)$$

where

$$u_{X, \text{slow}}^a(t, q) = \eta^a(t, q) + \sum_{b=1}^m \left(b-1 + \sum_{i=b+1}^m \frac{(\eta^{bi}(t, q))^2}{4} \right) \sigma_b^a(q)$$

$$+ \sum_{b=a+1}^m \left(\frac{1}{2} \eta^{ab} (\mathcal{L}_{Y_a} \eta^{ab}) - \mathcal{L}_{Y_b} \eta^{ab} \right)(t, q),$$

$$u_{X, \text{osc}}^a(\tau, t, q) = \sum_{i=1}^{a-1} \varphi_{\text{lo}(i, a)}(\tau) - \frac{1}{2} \sum_{i=a+1}^m \eta^{ai}(t, q) \varphi_{\text{lo}(a, i)}(\tau)$$

Tracking via oscillatory controls

Consider ACCS $(Q, \nabla, Y, \mathcal{D} = \text{TQ}, \mathcal{Y} = \{Y_1, \dots, Y_m\}, \mathbb{R}^m)$ satisfying Controllability Assumption and $\text{span} \{Y_a, \langle Y_b : Y_c \rangle \mid a, b, c \in \{1, \dots, m\}\} = \text{TQ}$

Problem 34 (Vibrational Tracking). given reference γ_{ref} , find oscillatory controls such that closed-loop trajectory equals γ_{ref} up to an error of order ε

Vibrational tracking is achieved by oscillatory state feedback

$$u_{X, \text{slow}}^a(t, v_q) = u_{\text{ref}}^a(t) + \sum_{b=1}^m \left(b-1 + \sum_{c=b+1}^m \frac{(u_{\text{ref}}^{bc}(t))^2}{4} \right) \sigma_b^a(q),$$

$$u_{X, \text{osc}}^a(\tau, t, v_q) = \sum_{c=1}^{a-1} \varphi_{\text{lo}(c, a)}(\tau) - \frac{1}{2} \sum_{c=a+1}^m u_{\text{ref}}^{ac}(t) \varphi_{\text{lo}(a, c)}(\tau)$$

where the **fictitious inputs** are defined by

$$\nabla_{\gamma'_{\text{ref}}(t)} \gamma'_{\text{ref}}(t) - Y(t, \gamma'_{\text{ref}}(t)) = \sum_{a=1}^m u_{\text{ref}}^a(t) Y_a(\gamma_{\text{ref}}(t)) + \sum_{\substack{b, c=1 \\ b < c}}^m u_{\text{ref}}^{bc}(t) \langle Y_b : Y_c \rangle(\gamma_{\text{ref}}(t))$$

Example: A second-order nonholonomic integrator

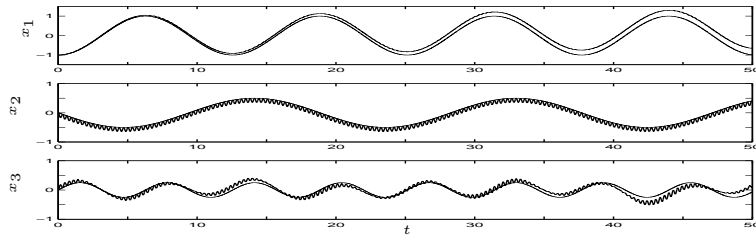
Consider

$$\ddot{x}_1 = u_1, \quad \ddot{x}_2 = u_2, \quad \ddot{x}_3 = u_1 x_2 + u_2 x_1,$$

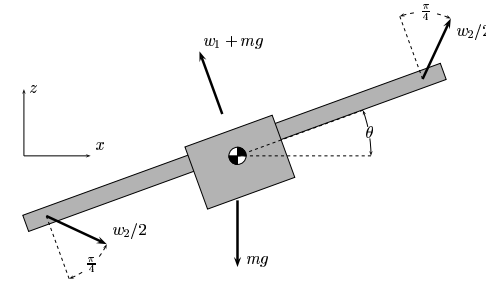
Controllability assumption ok. Design controls to track $(x_1^d(t), x_2^d(t), x_3^d(t))$:

$$u_1 = \ddot{x}_1^d + \frac{1}{\sqrt{2}\varepsilon} (\ddot{x}_3^d - \ddot{x}_1^d x_2^d - \ddot{x}_2^d x_1^d) \cos\left(\frac{t}{\varepsilon}\right)$$

$$u_2 = \ddot{x}_2^d - \frac{\sqrt{2}}{\varepsilon} \cos\left(\frac{t}{\varepsilon}\right)$$



Example: A planar vertical takeoff and landing (PVTOL) aircraft



$$\dot{x} = \cos\theta v_x - \sin\theta v_z$$

$$\dot{z} = \sin\theta v_x + \cos\theta v_z$$

$$\dot{\theta} = \omega$$

$$\dot{v}_x - v_z \omega = -g \sin\theta + (-k_1/m)v_x + (1/m)u_2$$

$$\dot{v}_z + v_x \omega = -g(\cos\theta - 1) + (-k_2/m)v_z + (1/m)u_1$$

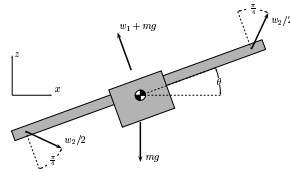
$$\dot{\omega} = (-k_3/J)\omega + (h/J)u_2$$

$Q = SE(2)$: Configuration and velocity space via $(x, z, \theta, v_x, v_z, \omega)$. x and z are horizontal and vertical displacement, θ is roll angle. The angular velocity is ω and the linear velocities in the body-fixed x (respectively z) axis are v_x (respectively v_z).

u_1 is body vertical force minus gravity, u_2 is force on the wingtips (with a net horizontal component). k_i -components are linear damping force, g is gravity constant. The constant h is the distance from the center of mass to the wingtip, m and J are mass and moment of inertia.

Oscillatory controls ex. #2: PVTOL model

Controllability assumption ok. Design controls to track $(x^d(t), z^d(t), \theta^d(t))$:



$$u_1 = \frac{J}{h} \ddot{\theta}^d + \frac{k_3}{h} \dot{\theta}^d - \frac{\sqrt{2}}{\varepsilon} \cos\left(\frac{t}{\varepsilon}\right)$$

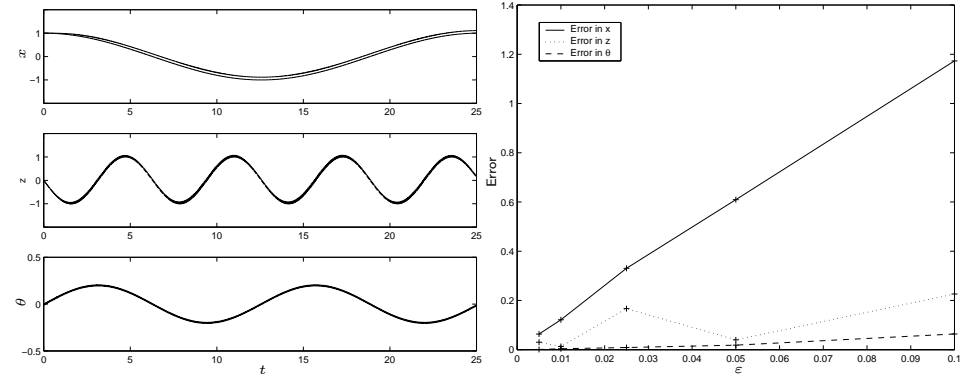
$$u_2 = \frac{h}{J} - f_1 \sin\theta^d + f_2 \cos\theta^d - \frac{J\sqrt{2}}{h\varepsilon} (f_1 \cos\theta^d + f_2 \sin\theta^d) \cos\left(\frac{t}{\varepsilon}\right),$$

where we let $c = \frac{J}{h} \ddot{\theta}^d + \frac{k_3}{h} \dot{\theta}^d$ and

$$f_1 = m\ddot{x}^d + (k_1 \cos^2\theta^d + k_2 \sin^2\theta^d) \dot{x}^d + \frac{\sin(2\theta^d)}{2} (k_1 - k_2) \dot{z}^d + mg \sin\theta^d - c \cos\theta^d,$$

$$f_2 = m\ddot{z}^d + \frac{\sin(2\theta^d)}{2} (k_1 - k_2) \dot{x}^d + (k_1 \sin^2\theta^d + k_2 \cos^2\theta^d) \dot{z}^d + mg(1 - \cos\theta^d) - c \sin\theta^d.$$

PVTOL simulations: trajectories and error



Trajectory design at $\varepsilon = .01$.

Tracking errors at $t = 10$.

Summary

- averaging theorem for standard form
- averaging theorem for standard oscillatory form
- averaging for mechanical systems with oscillatory controls
- analysis via the averaged potential
- inversion based on controllability
- fairly complete solution to stabilization and tracking problems

Summary

- (i) Introduction
- (ii) Modeling of simple mechanical systems
- (iii) Controllability
- (iv) Kinematic reductions and motion planning
- (v) Analysis and design of oscillatory controls
- (vi) Open problems

Open problems

Modeling

- (i) variable-rank distributions in nonholonomic mechanics
- (ii) affine nonholonomic constraints
- (iii) Riemannian geometry of systems with symmetry
- (iv) infinite-dimensional systems
- (v) control forces that are not basic
- (vi) tractable symbolic models for systems with many degrees of freedom

Controllability

- (i) linear controllability of systems with gyroscopic and/or dissipative forces
- (ii) controllability along relative equilibria
- (iii) accessibility from non-zero initial conditions
- (iv) weaker sufficient conditions for controllability

Kinematic reductions and motion planning

- (i) understanding when the kinematic reduction allows for low-complexity calculation of motion plans for underactuated systems
- (ii) motion planning with locality constraints
- (iii) relationship with theory of consistent abstractions
- (iv) feedback control to stabilize trajectories of the kinematic reductions
- (v) design of stabilization algorithms based on kinematic reductions

Analysis and design of oscillatory controls

- (i) series expansions from non-zero initial conditions
- (ii) motion planning algorithms based on small-amplitude controls
- (iii) higher-order averaging and inversion + relationship with higher order controllability
- (iv) analysis of locomotion gaits

References

- R. Abraham and J. E. Marsden. *Foundations of Mechanics*. Addison Wesley, Reading, MA, 2 edition, 1978. ISBN 0-8053-0102-X.
- A. A. Agrachev and Y. Sachkov. *Control Theory from the Geometric Viewpoint*, volume 87 of *Encyclopaedia of Mathematical Sciences*. Springer-Verlag, New York–Heidelberg–Berlin, 2004. ISBN 3-540-21019-9.
- S. Arimoto. *Control Theory of Non-linear Mechanical Systems: A Passivity-Based and Circuit-Theoretic Approach*. Number 49 in Oxford Engineering Science Series. Oxford University Press, Walton Street, Oxford, 1996. ISBN 0-19-856291-8.
- V. I. Arnol'd. *Mathematical Methods of Classical Mechanics*. Number 60 in Graduate Texts in Mathematics. Springer-Verlag, New York–Heidelberg–Berlin, 1 edition, 1978. ISBN 0-387-90314-3. Second edition: ?.
- J. Baillieul. Stable average motions of mechanical systems subject to periodic forcing. In M. J. Enos, editor, *Dynamics and Control of Mechanical Systems (Waterloo, Canada)*, volume 1, pages 1–23. Fields Institute, Waterloo, Canada, 1993. ISBN 0-821-89200-2.
- L. M. Bates and J. Z. Śniatycki. Nonholonomic reduction. *Reports on Mathematical Physics*, 32(1):444–452, 1993.

- A. M. Bloch. *Nonholonomic Mechanics and Control*, volume 24 of *Interdisciplinary Applied Mathematics*. Springer-Verlag, New York–Heidelberg–Berlin, 2003. ISBN 0-387-095535-6.
- A. M. Bloch and P. E. Crouch. Kinematics and dynamics of nonholonomic control systems on Riemannian manifolds. In *Proceedings of the 32nd IEEE Conference on Decision and Control*, pages 1–5, Tucson, AZ, Dec. 1992.
- A. M. Bloch, M. Reyhanoglu, and N. H. McClamroch. Control and stabilization of nonholonomic dynamic systems. *IEEE Transactions on Automatic Control*, 37(11): 1746–1757, 1992.
- A. M. Bloch, P. S. Krishnaprasad, J. E. Marsden, and R. M. Murray. Nonholonomic mechanical systems with symmetry. *Archive for Rational Mechanics and Analysis*, 136(1):21–99, 1996.
- A. M. Bloch, N. E. Leonard, and J. E. Marsden. Controlled Lagrangians and the stabilization of mechanical systems. I. The first matching theorem. *IEEE Transactions on Automatic Control*, 45(12):2253–2270, 2000.
- A. M. Bloch, D. E. Chang, N. E. Leonard, and J. E. Marsden. Controlled Lagrangians and

- the stabilization of mechanical systems. II. Potential shaping. *IEEE Transactions on Automatic Control*, 46(10):1556–1571, 2001.
- B. Bonnard. Controllabilité de systèmes mécaniques sur les groupes de Lie. *SIAM Journal on Control and Optimization*, 22(5):711–722, 1984.
- R. W. Brockett. Control theory and analytical mechanics. In C. Martin and R. Hermann, editors, *The 1976 Ames Research Center (NASA) Conference on Geometric Control Theory (Moffett Field, CA)*, pages 1–48. Math Sci Press, Brookline, MA, 1977. ISBN 0-915692-721-X.
- F. Bullo. Series expansions for the evolution of mechanical control systems. *SIAM Journal on Control and Optimization*, 40(1):166–190, 2001.
- F. Bullo. Averaging and vibrational control of mechanical systems. *SIAM Journal on Control and Optimization*, 41(2):542–562, 2002.
- F. Bullo and A. D. Lewis. Low-order controllability and kinematic reductions for affine connection control systems. *SIAM Journal on Control and Optimization*, 2003. To appear.

- F. Bullo and K. M. Lynch. Kinematic controllability and decoupled trajectory planning for underactuated mechanical systems. *IEEE Transactions on Robotics and Automation*, 17(4):402–412, 2001.
- P. E. Crouch. Geometric structures in systems theory. *IEE Proceedings. D. Control Theory and Applications*, 128(5):242–252, 1981.
- C. Godbillon. *Géométrie Différentielle et Mécanique Analytique*. Collection Méthodes. Mathématique. Hermann, Paris, 1969.
- V. Jurdjevic. *Geometric Control Theory*. Number 51 in Cambridge Studies in Advanced Mathematics. Cambridge University Press, New York–Port Chester–Melbourne–Sydney, 1997. ISBN 0-521-49502-4.
- J. Koiller. Reduction of some classical nonholonomic systems with symmetry. *Archive for Rational Mechanics and Analysis*, 118(2):113–148, 1992.
- A. D. Lewis and R. M. Murray. Controllability of simple mechanical control systems. *SIAM Journal on Control and Optimization*, 35(3):766–790, 1997.
- S. Martínez, J. Cortés, and F. Bullo. Analysis and design of oscillatory control systems. *IEEE Transactions on Automatic Control*, 48(7):1164–1177, 2003.

- H. Nijmeijer and A. J. van der Schaft. *Nonlinear Dynamical Control Systems*. Springer-Verlag, New York–Heidelberg–Berlin, 1990. ISBN 0-387-97234-X.
- R. Ortega, A. Loria, P. J. Nicklasson, and H. Sira-Ramirez. *Passivity-Based Control of Euler-Lagrange Systems: Mechanical, Electrical and Electromechanical Applications*. Communications and Control Engineering Series. Springer-Verlag, New York–Heidelberg–Berlin, 1998. ISBN 1-85233-016-3.
- R. Ortega, M. W. Spong, F. Gómez-Estern, and G. Blankenstein. Stabilization of a class of underactuated mechanical systems via interconnection and damping assignment. *IEEE Transactions on Automatic Control*, 47(8):1218–1233, 2002.
- J. L. Synge. Geodesics in nonholonomic geometry. *Mathematische Annalen*, 99:738–751, 1928.
- M. Takegaki and S. Arimoto. A new feedback method for dynamic control of manipulators. *Transactions of the ASME. Series G. Journal of Dynamic Systems, Measurement, and Control*, 103(2):119–125, 1981.
- A. J. van der Schaft. Hamiltonian dynamics with external forces and observations. *Mathematical Systems Theory*, 15(2):145–168, 1981/82.

- A. J. van der Schaft. Controllability and observability of affine nonlinear Hamiltonian systems. *IEEE Transactions on Automatic Control*, 27(2):490–492, 1982.
- A. J. van der Schaft. Symmetries, conservation laws, and time reversibility for Hamiltonian systems with external forces. *Journal of Mathematical Physics*, 24(8):2095–2101, 1983.
- A. J. van der Schaft. Controlled invariance for Hamiltonian systems. *Mathematical Systems Theory*, 18(3):257–291, 1985.
- A. J. van der Schaft. Stabilization of Hamiltonian systems. *Nonlinear Analysis. Theory, Methods, and Applications*, 10(10):1021–1035, 1986.
- A. J. van der Schaft and B. M. Maschke. On the Hamiltonian formulation of nonholonomic mechanical systems. *Reports on Mathematical Physics*, 34(2):225–233, 1994.